

Recent results from NA48/2 on K_{e4} and $K \rightarrow \pi^{\pm}\pi^0\pi^0$ decays
Interpretation in terms of $\pi\pi$ scattering lengths

Brigitte Bloch-Devaux
CEA Saclay, DAPNIA SPP

QCD 06 Conference, Montpellier, France
3-7th July 2006

For the NA48/2 collaboration:
Cambridge, CERN, Chicago, Dubna, Edinburgh, Ferrara, Firenze, Mainz,
Northwestern, Perugia, Pisa, Saclay, Siegen, Torino, Vienna

Outline

- The NA48/2 experiment : goals, beams, detector, performances
- Ke4 charged decays : formalism, event selection, form factors
- Ke4 neutral decays : event selection, form factors, Branching fraction
- $K^\pm \rightarrow \pi^\pm \pi^0 \pi^0$ decays : the "cusp" effect
- Interpretation in terms of $\pi\pi$ scattering lengths
- Conclusion

The Na48/2 experiment: goals

The primary goals :

Search for **CP-violating charge asymmetries** ($K^+ K^-$) in $K^\pm \rightarrow 3 \pi$ decays

Two measurements : "charged" $\pi^\pm \pi^+ \pi^-$ and "neutral" $\pi^\pm \pi^0 \pi^0$ asymmetries
both modes with large **BR's of $(2-5) 10^{-2}$**

(presented by A.Norton)

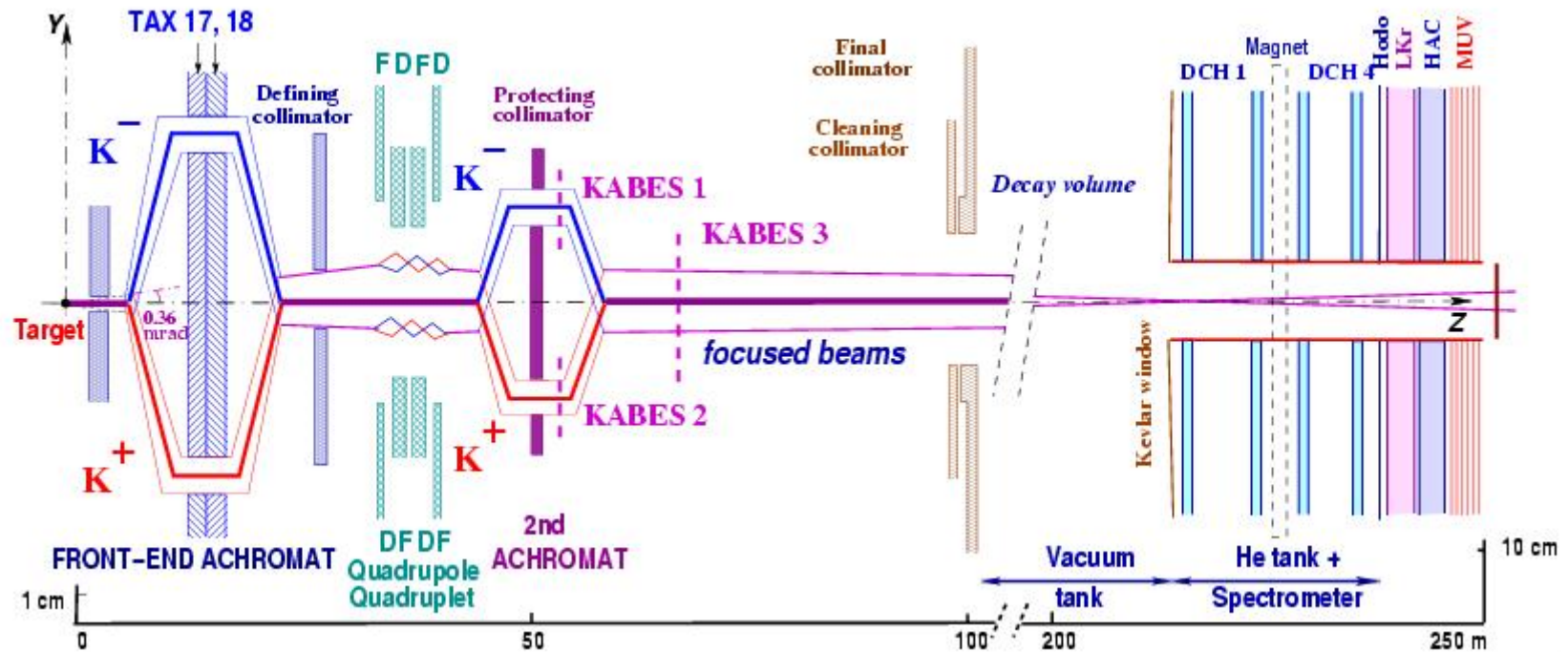
and also

Study of **rare decays like Ke4** in the "charged" $\pi^+ \pi^- e^\pm \nu$ and "neutral"
 $\pi^0 \pi^0 e^\pm \nu$ final states

both modes with small **BR's of few 10^{-5}**

The NA48/2 experiment: beams and detector

Simultaneous K^+/K^- beams : $(60 \pm 3) \text{ GeV}/c$



The NA48/2 experiment: data taking

2003 Run ~50 days

2004 Run ~60 days



Total statistics :

$\sim 4.10^9 \pi^\pm \pi^+ \pi^-$ decays

$\sim 1.10^8 \pi^\pm \pi^0 \pi^0$ decays

$\sim 1.10^6 \pi^+ \pi^- e^\pm \nu$ decays

$\sim 3.10^4 \pi^0 \pi^0 e^\pm \nu$ decays

Preliminary charged K_{e4}
results based on 370000
decays

(30 days in 2003)

The NA48/2 experiment: detector performances

Most important components for Ke4 analysis :

Magnetic spectrometer : 4 high-resolution DCH's

$$\Delta p/p = (1.0 \oplus 0.044 p)\% \quad (p \text{ in } GeV/c)$$

→ Very good resolution for **charged invariant masses** (Kaon)

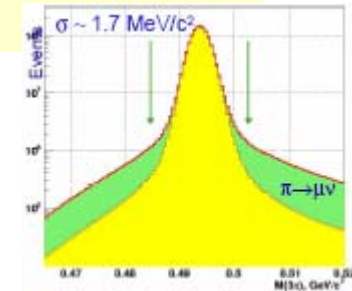
LKr electromagnetic calorimeter : quasi-homogenous and high granularity

$$\Delta E/E = (3.2/\sqrt{E} \oplus 9.0/E \oplus 0.42)\% \quad (E \text{ in } GeV)$$

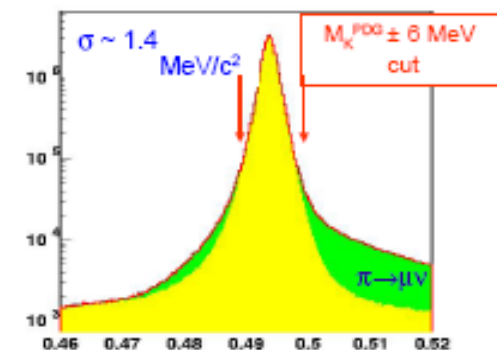
$$\sigma_x = \sigma_y \sim 1.5 \text{ mm for } E=10 \text{ GeV}$$

→ Very good resolution for **neutral invariant masses** (π^0)

→ E/p measurement for **e/ π discrimination**



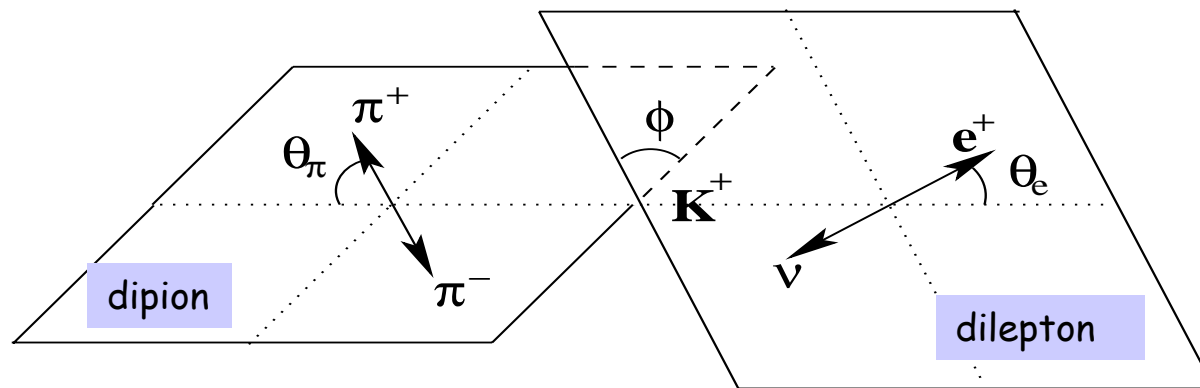
$(\pi^\pm \pi^+\pi^-)$ mass GeV/c^2



$(\pi^\pm \pi^0\pi^0)$ mass GeV/c^2

Ke4 charged decays : formalism

The Ke4 decay are described using 5 kinematic variables (defined by Cabibbo-Maksymowicz): $S_\pi (M^2_{\pi\pi})$, $S_e (M^2_{e\nu})$, $\cos\theta_\pi$, $\cos\theta_e$ and ϕ .



The **form factors** which appear in the decay rate can be determined from a fit to the experimental data distribution of the 5 variables provided the binning is small enough.

Several formulations of the form factors appear in the literature, we have considered two of them, proposed by **Pais and Treiman** (Phys.Rev. 168 (1968)) and **Amoros and Bijns** (J.Phys. G25 (1999)) which can be related.

Ke4 charged decays : formalism

Using a partial wave expansion:

$$F = F_s e^{i\delta_s} + F_p e^{i\delta_p} \cos\theta_\pi + \text{d-wave term...}$$

$$G = G_p e^{i\delta_g} + \text{d-wave term...}$$

$$H = H_p e^{i\delta_h} + \text{d-wave term...}$$

Keeping only s and p waves (S_π is small in Ke4), rotating phases by δ_p and assuming $(\delta_g - \delta_p) = 0$ and $(\delta_h - \delta_p) = 0$, only 5 form factors are left:

$$F_s \quad F_p \quad G_p \quad H_p \quad \text{and} \quad \delta = \delta_s - \delta_p$$

developing in powers of q^2 ($q^2 = (S_\pi - 4m_\pi^2)/4m_\pi^2$), $S_e \dots$

$$F_s = f_s + f'_s q^2 + f''_s q^4 + f_e \left(S_e / 4m_\pi^2 \right) + \dots$$

$$F_p = f_p + f'_p q^2 + \dots$$

$$G_p = g_p + g'_p q^2 + \dots$$

$$H_p = h_p + h'_p q^2 + \dots$$

Ke4 charged decays : event selection

Signal $\pi^+\pi^-e^\pm\nu$ **Topology** : 3 charged tracks ,two opposite sign pions,
one electron (LKr info E/p), some missing energy and p_T (neutrino)

Background : main sources

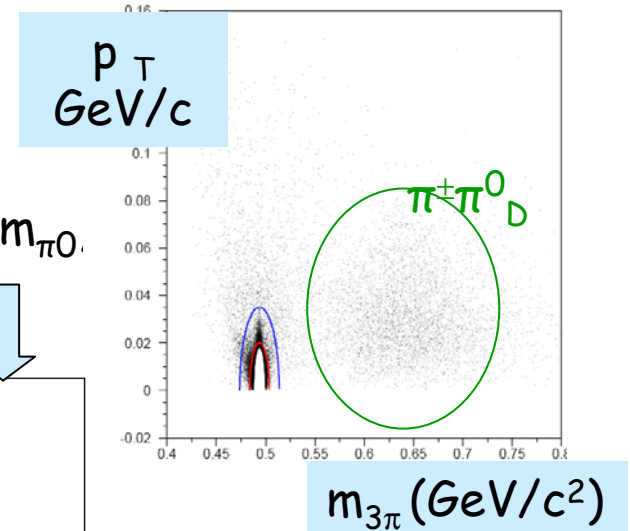
$\pi^\pm \pi^+ \pi^-$ decay + $\pi \rightarrow e \nu$ decay (dominates with same topology as signal)

+ π misidentified as e

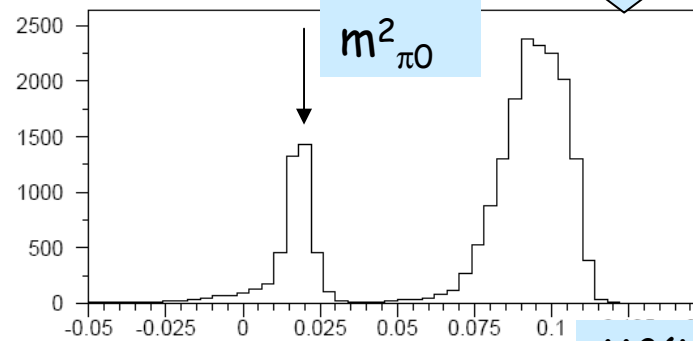
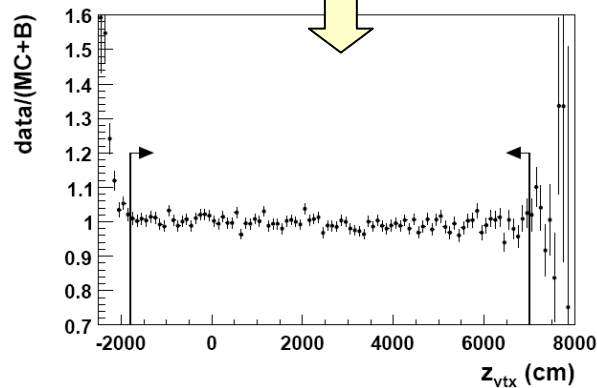
$\pi^\pm \pi^0(\pi^0)$ decay + π^0 Dalitz decay ($e^+e^-\gamma$) with e misidentified as π and $\gamma(s)$
undetected

Control from data sample : **Wrong Sign** events have the same total charge
but e^- and $\pi^+ \pi^+$ for K^+ decays (e^+ and $\pi^- \pi^-$ for K^- decays). Depending on
the process, background events appear in **Right Sign** events with the
same rate as in WS events or **twice the rate**

- Against $\pi^\pm \pi^+ \pi^-$: elliptic cut in the plane ($m_{3\pi}$, p_T) assigning m_π to each particle



- Against $\pi^\pm \pi^0_D$: missing mass to $(K^\pm - \pi^\pm)$ larger than m_{π^0} . reconstructed vertex away from last collimator



- Additional $e-\pi$ rejection from Linear Discriminant Analysis (LDA) or Neural network (NN) methods using shower shape variables

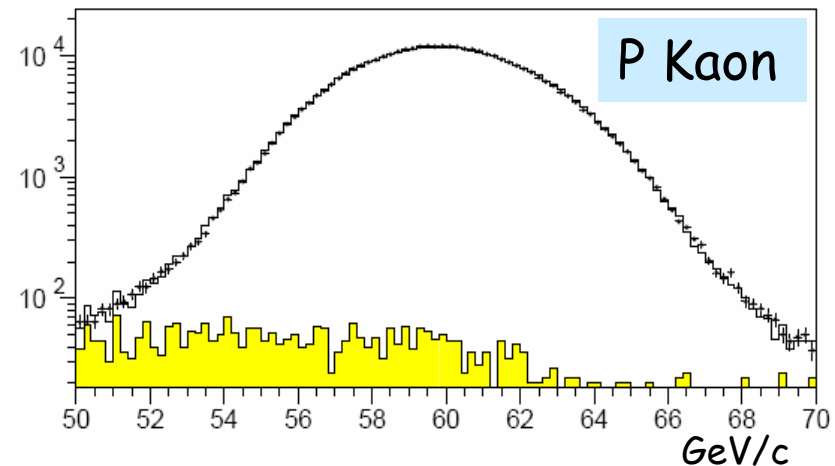
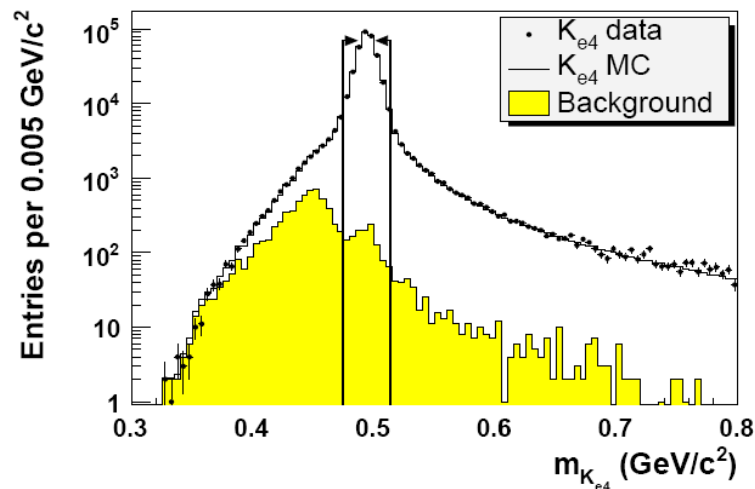
Total background level can be kept at $\sim 0.5\%$ relative level

Ke4 charged decays : event reconstruction

Reconstruction of the C.M. variables : Two options

- use ν constrain to solve energy-momentum conservation equations and get P_K
- assume a 60 GeV/c Kaon , assign the missing p_T to the ν and compute the mass of the system

Then boost particles to the Kaon rest frame and dipion/dilepton rest frames to get the angular variables.



Ke4 charged decays : form factor determination

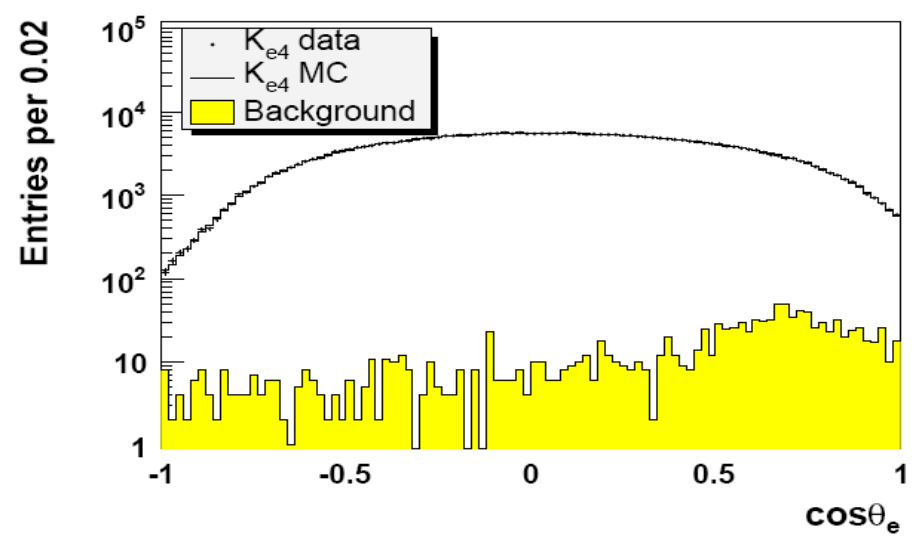
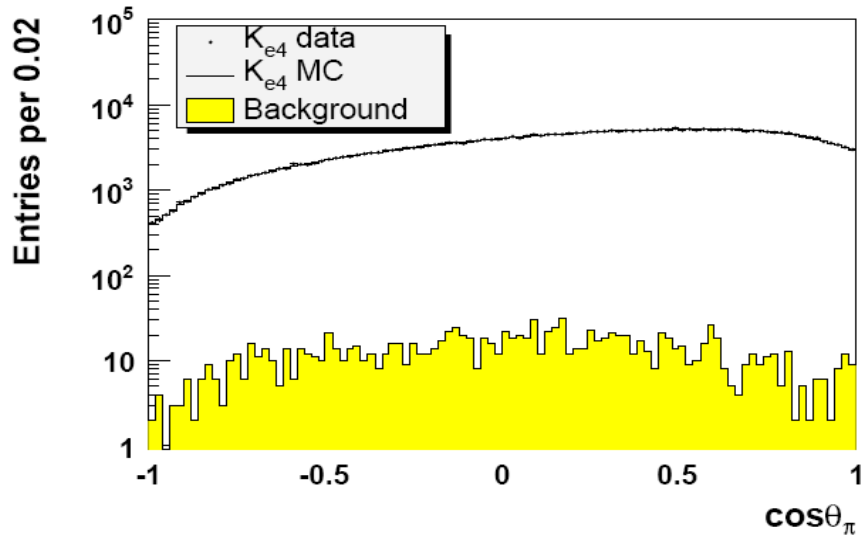
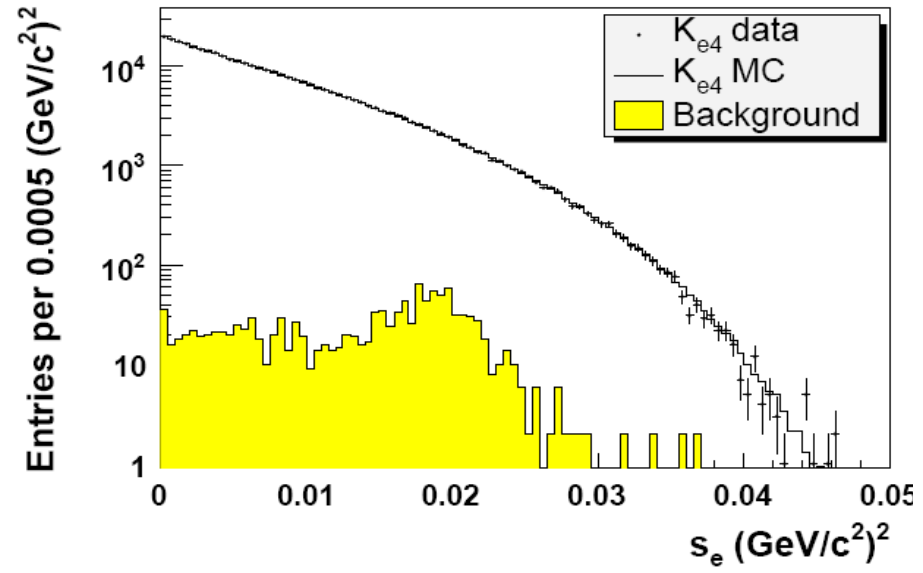
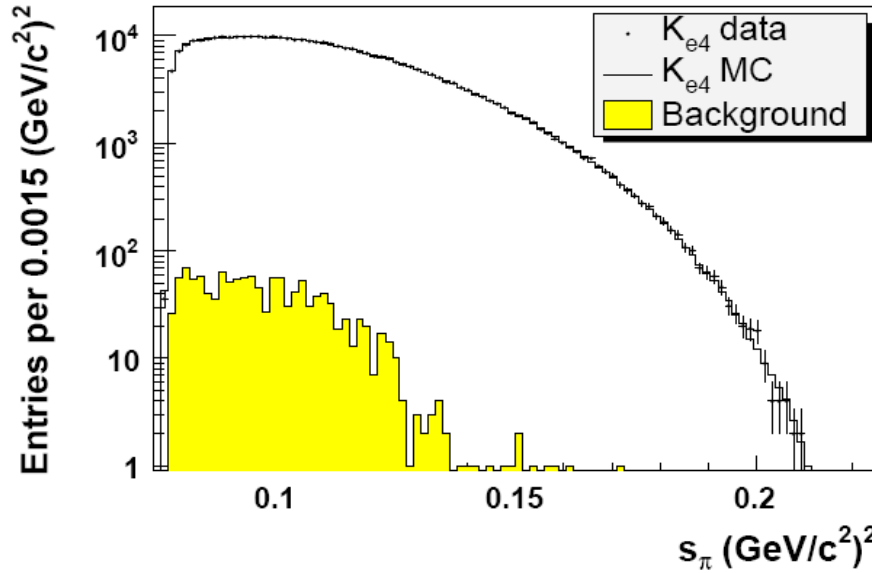
Using **equal population bins** in the 5-dimension space of the C.M. variables, ($M_{\pi\pi}$, $M_{e\nu}$, $\cos\theta_{\pi}$, $\cos\theta_e$ and ϕ) one defines a grid of **10x5x5x5x12=15000 boxes**.

The set of form factor values are used to minimize the T^2 , a log-likelihood estimator well suited for small numbers of **data events/bin N_j** and taking into account the statistics of the simulation = **M_j simulated events/bin** and **R_j expected events/bin**.

$$T^2 = 2 \sum_{j=1}^s \left\{ N_j \text{Log} \left[\frac{N_j}{R_j} \left(1 - \frac{1}{M_j + 1} \right) \right] + (N_j + M_j + 1) \text{Log} \left[\frac{1 + \frac{R_j}{M_j}}{1 + \frac{N_j}{M_j + 1}} \right] \right\}$$

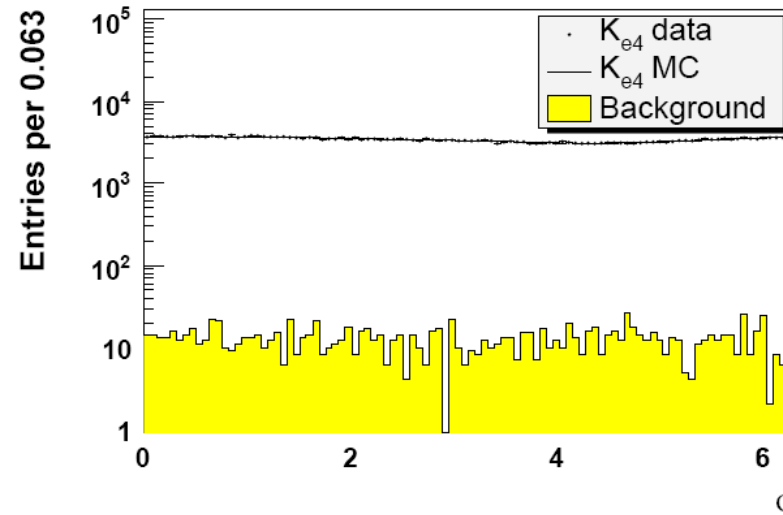
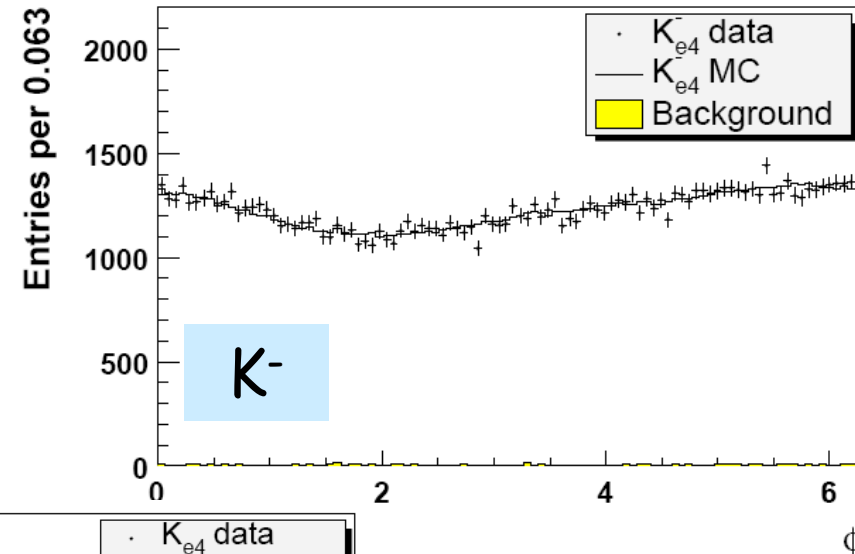
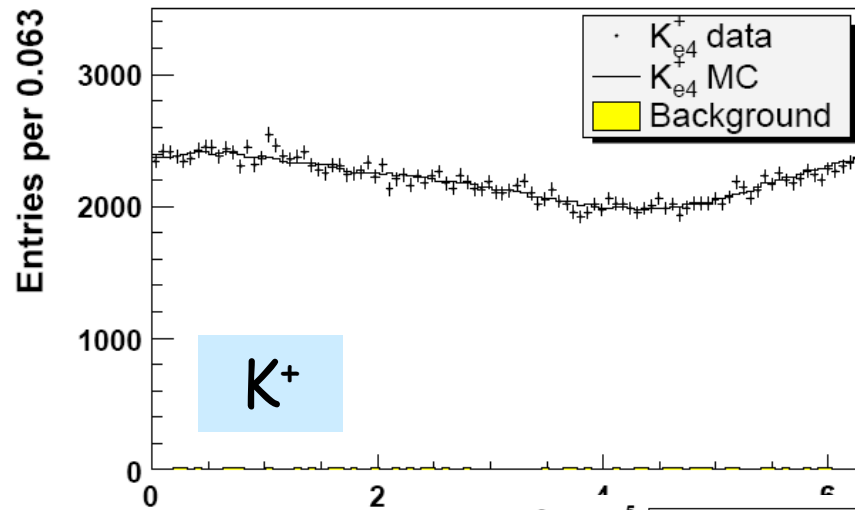
For the K^+ sample (235000 events), there are 16 events/bin

For the K^- sample (135000 events), there are 9 events/bin



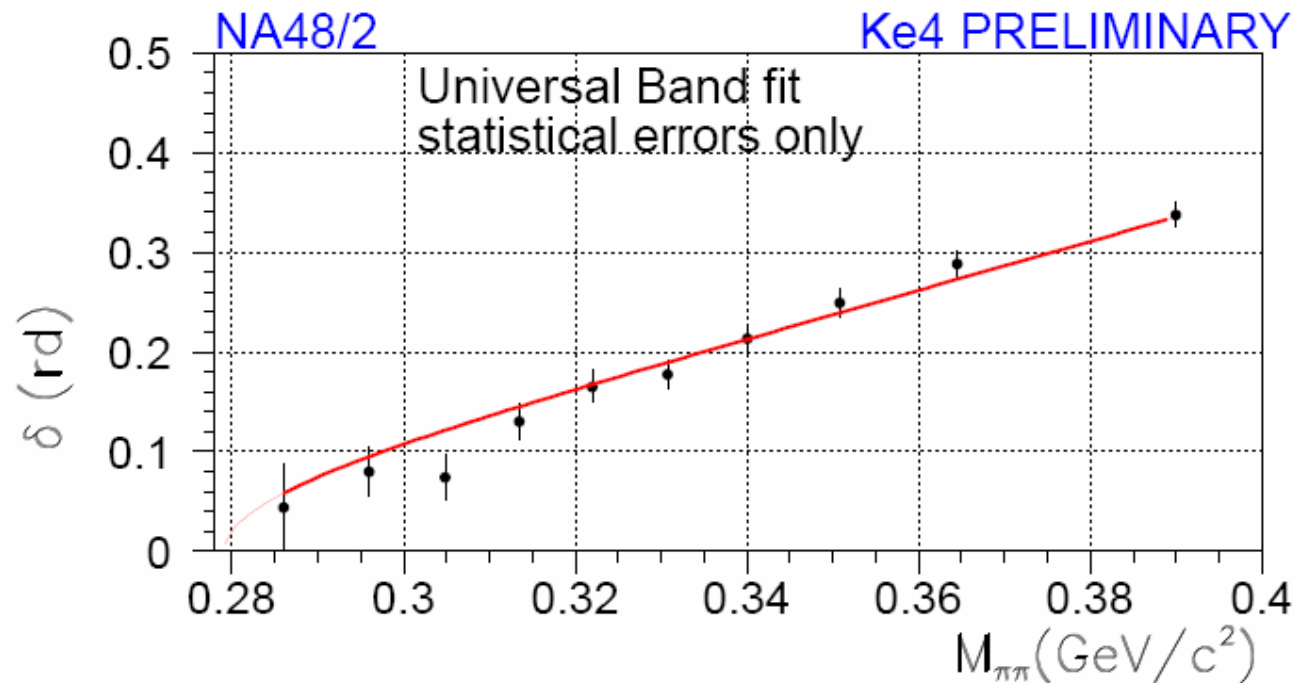
Ke4 charged decays : the 5 fit distributions

CP symmetry : $(K^+) \phi$ distribution is opposite of $(K^-) \phi$ distribution



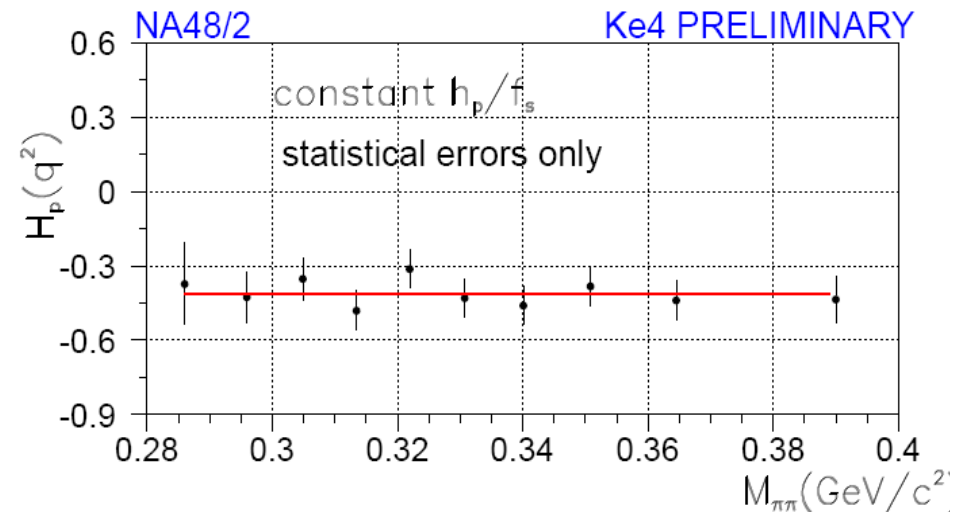
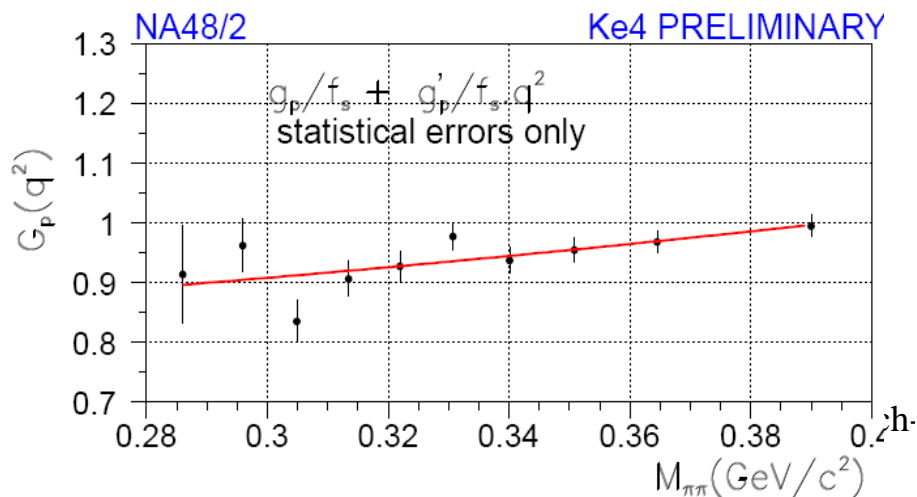
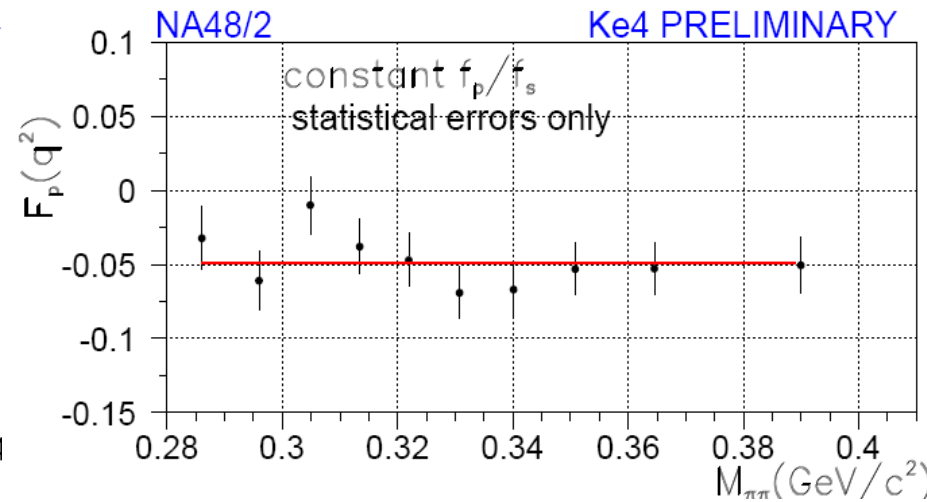
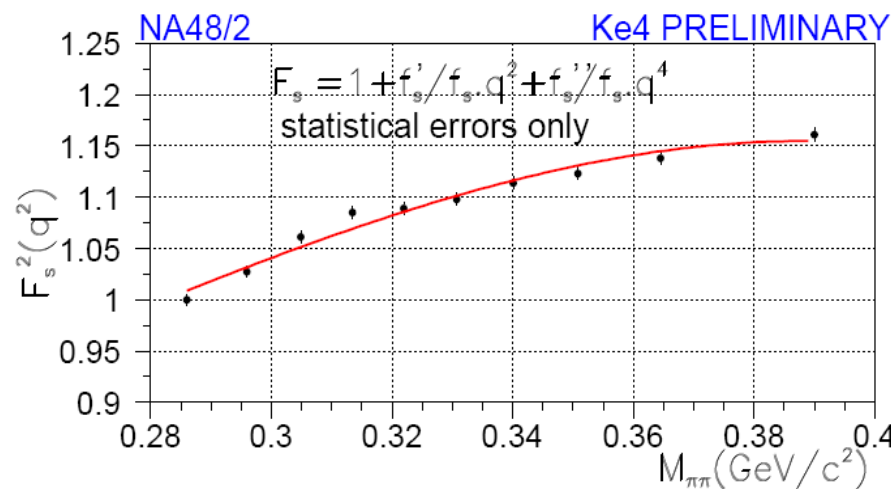
$K^+(\phi) + K^-(-\phi)$
 Note the log scale to see the background!

- **Ten independent fits**, one in each $M_{\pi\pi}$ bin, assuming \sim constant form factors over each bin.
- **Use the Universal Band** parameterization to extract a_0^0 with $a_0^2 = f(a_0^0)$ (Ananthanarayan et al. Phys. Rep.353 (2001), Descotes et al. EPJ C24 (2002))



Not giving (yet) the overall normalization from the Branching fraction, one can quote **relative form factors** and their **variations with q^2, q^4** ($q^2 = (S_\pi - 4m_\pi^2)/4m_\pi^2$)

Se dependence measurement consistent with 0.





Snapshot on preliminary systematic uncertainties :

- Two independent analyses with slightly different **selections**, different K **reconstruction**, **detector corrections** and **fit methods** give consistent results. Residual differences quoted as systematics.
- **Beam simulation** versus time (acceptance): estimated by varying beam conditions of the simulated events
- **Background level** control : estimated both with data (varying cuts) and MC (absolute normalization of various sources).
- **Electron identification** : varying the efficiency of $e-\pi$ rejection, largest difference quoted
- **Radiative corrections** precision : PHOTOS generator used, fraction of full effect quoted
- **Possible S_e dependence** of the form factors: full effect from simulated event sample quoted

K⁺ and K⁻ combined

	result	statistical error	systematic error
f'_s / f_s	0.169	± 0.009	± 0.034
f''_s / f_s	-0.091	± 0.009	± 0.031
f_p / f_s	-0.047	± 0.006	± 0.008
g_p / f_s	0.891	± 0.019	± 0.020
g'_p / f_s	0.111	± 0.031	± 0.032
h_p / f_s	-0.411	± 0.027	± 0.038
a_0^0 (UB) implying a_0^2 (UB)	0.256 -0.031	± 0.008 ± 0.015	± 0.007 ± 0.018 Theory ± 0.015 ± 0.009 Theory

Ke4 charged decays: Summary

A large sample of **370000** Ke4 decays has been analyzed
Form factor **variations with $q^2(q^4)$** have been measured with an improved precision, dominated by the systematic uncertainty.

A **high sensitivity to a_0^0** is achieved with similar statistics and systematic uncertainties (**3% relative each**) due to significant acceptance at large $m_{\pi\pi}$ values, high resolution and low background level.

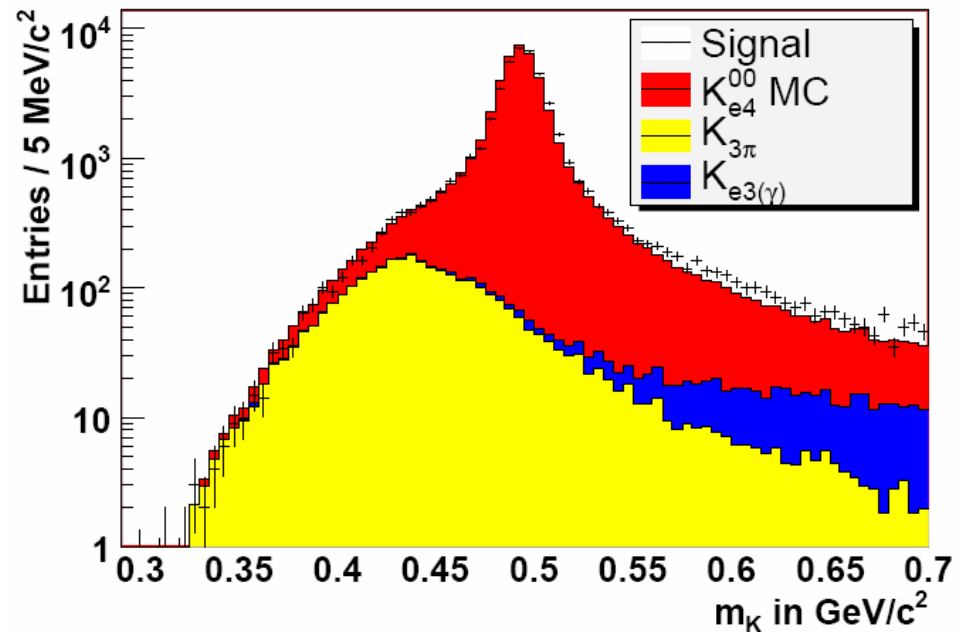
The **external error** from the theory (**7% relative**) is expected to be reduced by models more elaborated than the Universal Band

Signal $\pi^0\pi^0e^\pm\nu$ **Topology** : 1 charged track , 2 π^0 s (reconstructed from 4γ 's in LKr), 1 electron (LKr info E/p), some missing energy and p_T (neutrino)

Background : main sources

$\pi^\pm \pi^0 \pi^0$ decay + π misidentified as e (dominant)

$\pi^0 e^\pm \nu \gamma$ decay + accidental γ

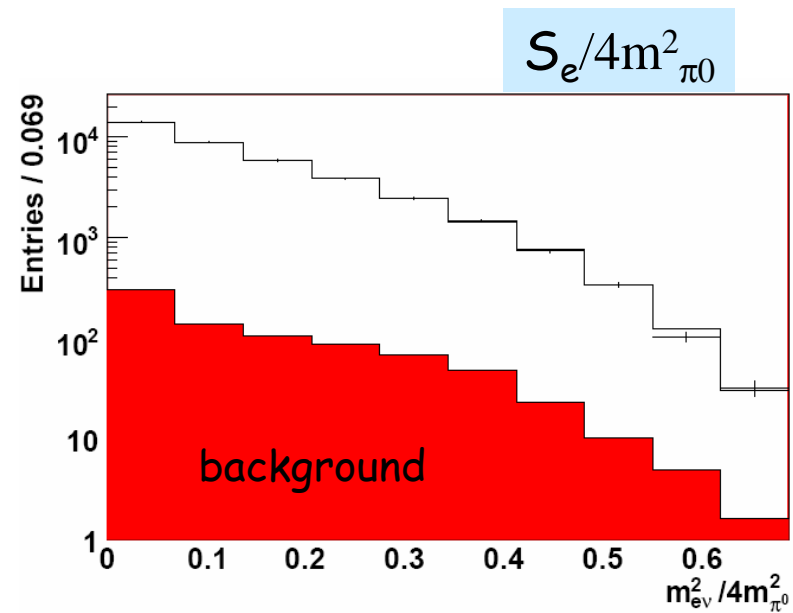
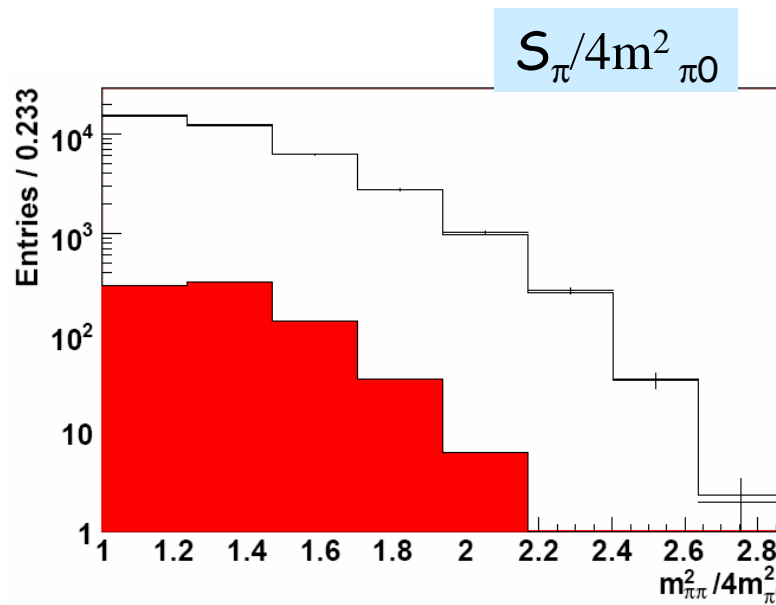


Ke4 neutral decays : formalism

Branching fraction measurement

Two identical $\pi^0 \rightarrow$ only **ONE** form factor F

$$F_s = f_s + f_s' q^2 + f_s'' q^4 + f_e \left(S_e / 4m_{\pi^0}^2 \right) + ..$$



Ke4 neutral decays : results

Branching fraction : using 2003 data and ($\pi^\pm \pi^0 \pi^0$) as normalization channel, 9642 signal events (276 ± 94 background events)

$$BR(K_{e4}^{00}) = (2.587 \pm 0.026_{stat} \pm 0.019_{syst} \pm 0.029_{ext}) \times 10^{-5}$$

Form factors (2003+2004 data = ~37000 events):
 Se dependence measurement consistent with 0.

$$f'_s / f_s = 0.129 \pm 0.036_{stat} \pm 0.020_{syst}$$

$$f''_s / f_s = -0.040 \pm 0.034_{stat} \pm 0.020_{syst}$$

Ke4 neutral decays : summary

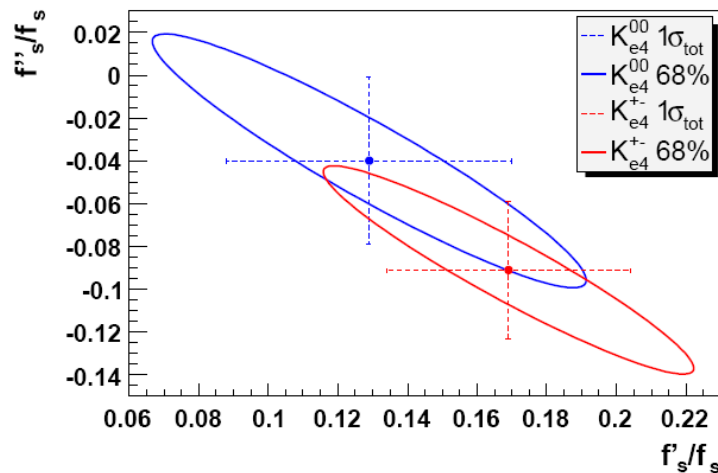
An **improved measurement of the BR** has been achieved, to be compared with recent published value

KEK-E470 : based on 216 signal events $(2.29 \pm 0.33) 10^{-5}$

This measurement :

$$(2.587 \pm 0.026_{\text{stat}} \pm 0.019_{\text{syst}} \pm 0.029_{\text{ext}}) 10^{-5}$$

Form factor are measured, consistent with the charged Ke4 measurement

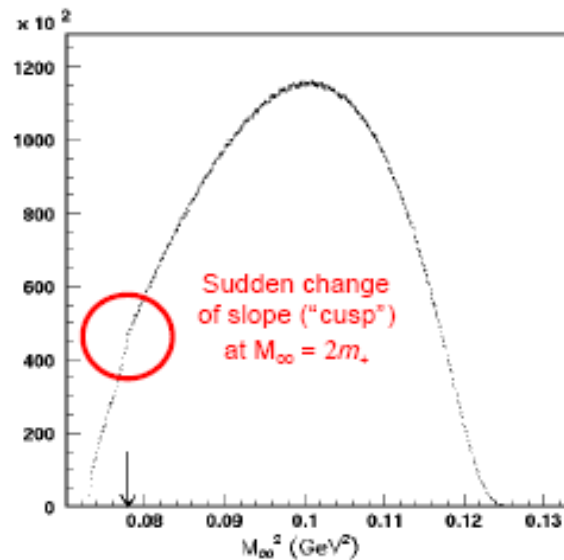


Errors are stat. + syst. assuming same correlation for both.

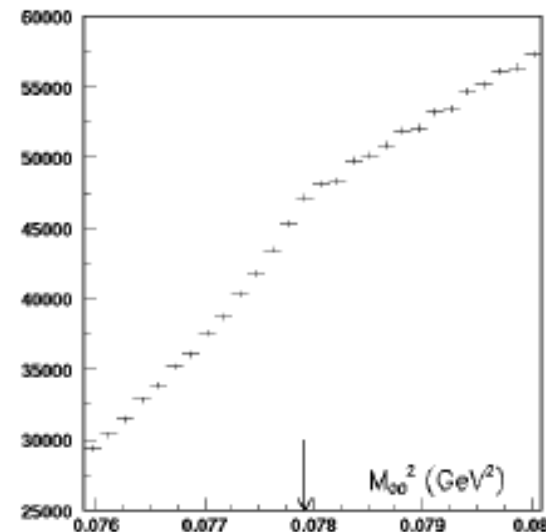
Using full statistics, the dominant error on BR will be the external error.

Result presented as preliminary last year at QCD05 and now published in Phys. Lett. B633 (2006)

Reminder: from $23 \cdot 10^6$ ($\pi^\pm \pi^0 \pi^0$) decays, the M_{00}^2 shows a sudden change of slope at $M_{00} = 2m_+$



"Zoom" on the cusp region



Principle: 1-dimension fit to the M_{+00}^2 distribution based on the improved rescattering model of Cabibbo-Isidori (JHEP 0503 (2005))

In the Dalitz plot, g_0 and h' are free parameters while **parameter k is set to 0.**

$$M_{+00} = 1 + \frac{1}{2} g_0 u + \frac{1}{2} h' u^2 + \frac{1}{2} k v^2 + \dots$$

The scattering length difference is found to be :

$$(a_0 - a_2) m_+ = 0.268 \pm 0.010_{\text{stat}} \pm 0.004_{\text{syst}} \pm 0.013_{\text{ext}}$$

and

$$a_2 m_+ = -0.041 \pm 0.022_{\text{stat}} \pm 0.014_{\text{syst}}$$

if the correlation between a_0 and a_2 predicted by ChPT is taken into account,

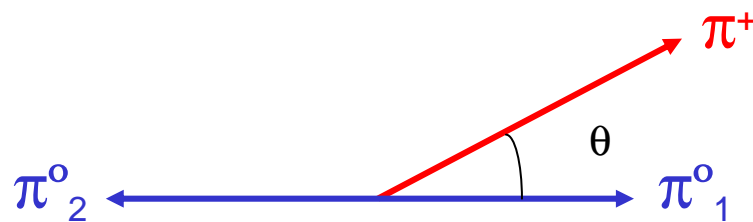
$$(a_0 - a_2) m_+ = 0.264 \pm 0.006_{\text{stat}} \pm 0.004_{\text{syst}} \pm 0.013_{\text{ext}}$$

From the same fit the following slope parameters are extracted:

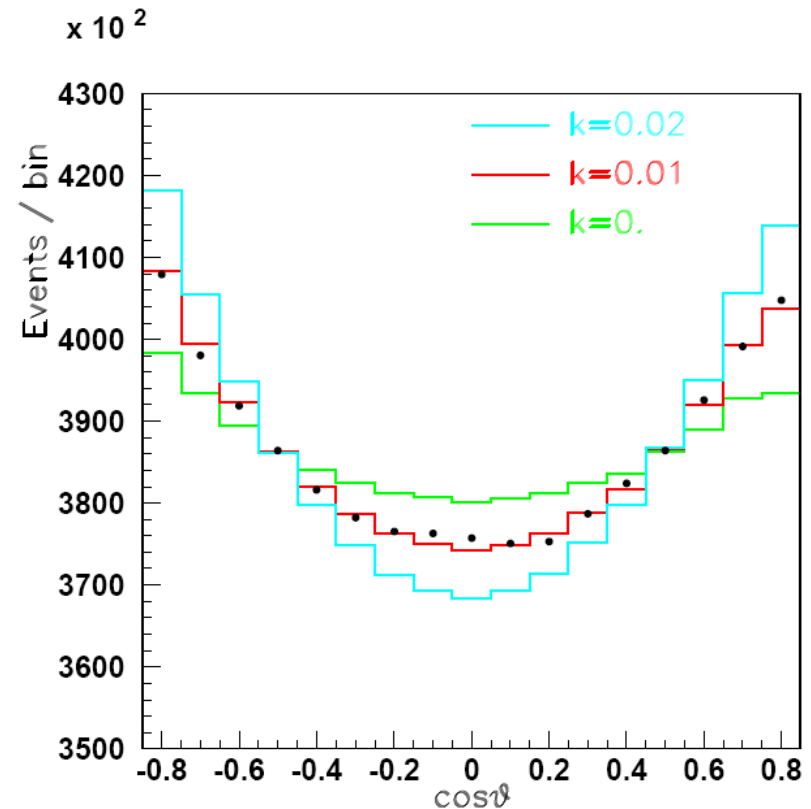
$$g_0 = 0.645 \pm 0.004_{\text{stat}} \pm 0.009_{\text{syst}}$$

$$h' = -0.047 \pm 0.012_{\text{stat}} \pm 0.011_{\text{syst}}$$

Going to a 2D fit would imply to use M^2_{00} and M^2_{+0} variables. An alternate choice is M^2_{00} and $\cos\theta$ where θ is the angle between the charged π and the direction of the π^0 's in their rest frame.



A comparison of data distribution with MC, generated with different k values, favors a non-zero k value (for M^2_{00} in the range $[0.082, 0.097] (GeV/c^2)^2$) but has no incidence on previous $(a_0 - a_2) m_+$ result.



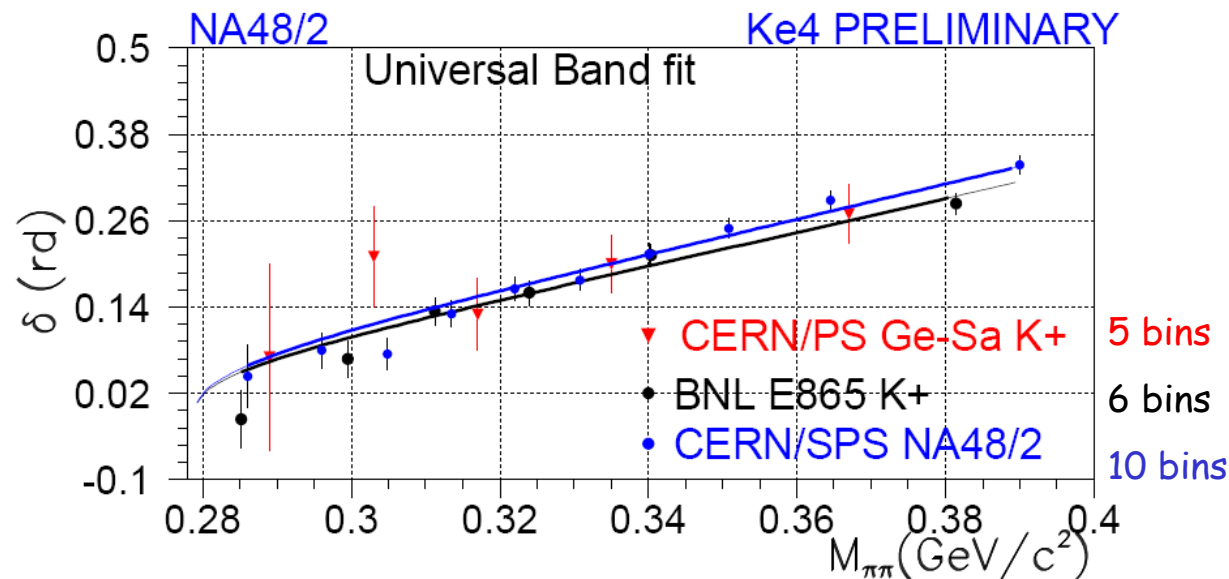
Comparison with previous published Ke4 results : **same framework needed !**

- BNL E865 ~400 000 decays (K^+) (Phys. Rev. Lett. 87 (2001), Phys. Rev. D67 (2003))
- **CERN/PS Geneva-Saclay** ~30000 decays (K^+) (Phys. Rev. D15 (1977))
- **CERN/SPS NA48/2** : prelim. result from ~370 000 decays ($K^+/-$)

use the Universal Band function (stat. + syst. errors added):

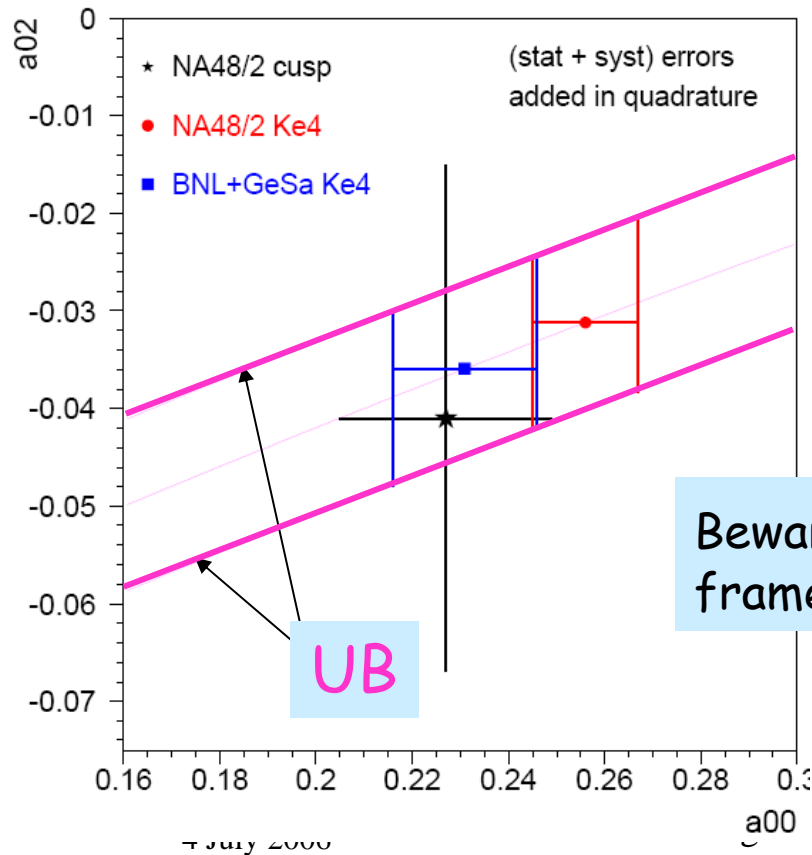
BNL E865 + **CERN/PS Geneva-Saclay**: $a_0^0 = 0.231 \pm 0.015$

CERN/SPS NA48/2 $a_0^0 = 0.256 \pm 0.011$



$\pi\text{-}\pi$ scattering lengths in NA48/2

NA48/2 uses 2 independent channels to measure $\pi\text{-}\pi$ scattering lengths: form factors from the $Ke4$ decays and the cusp effect in $\pi^\pm \pi^0 \pi^0$ decays.



They **maybe** compared together and to other experimental measurements **if** in the **same theoretical framework**

Beware of different theoretical frameworks... To be worked out !



Using part of the data recorded in 2003-2004, Na48/2 has improved measurements of the **Ke4 form factors** in the charged and neutral modes (5 to 30% stat. precision).

Using a conservative theoretical approach, a **preliminary** value of a_0^0 is obtained with **3% precision** (both stat. and syst.).

A joint study for Ke4 and Cusp analyses will provide stringent constrains in the (a_0^0, a_0^2) plane (with help from theorists!)