

WIGNER-CUSP IN KAON DECAYS AND DETERMINATION OF $\pi\pi$ SCATTERING LENGTHS

R. Wanke

Institut für Physik

Universität Mainz

D-55099 Mainz, Germany

Abstract

In the last few years it has become possible to study low energy $\pi\pi$ scattering in kaon decays to three pions, thanks to the high statistics measurement of $K^\pm \rightarrow \pi^\pm\pi^0\pi^0$ decays performed by the NA48/2 experiment at the CERN SPS. At the $\pi^+\pi^-$ threshold, the $\pi^0\pi^0$ mass spectrum exhibits a Wigner-cusp, from which the S -wave $\pi\pi$ scattering lengths are extracted with high precision. This measurement is complementary to the extraction of the scattering lengths from K_{e4} decays, which is also performed by the NA48/2 experiment.

1 Introduction

In the low-energy regime, the perturbative description of the strong interaction breaks down, as the strong coupling constant becomes of $\mathcal{O}(1)$. Chiral Perturbation Theory (ChPT) is an effective theory, which circumvents this problem by making use of the chiral symmetry of the theory in the limit of vanishing quark masses. Spontaneous breaking of the chiral symmetry generates 8 pseudo-scalar Goldstone bosons, among them pions and kaons. They obtain their small but non-zero masses by the additional symmetry breaking of non-vanishing quark masses. The values of the iso-spin 0 and 2 S -wave $\pi\pi$ scattering lengths a_0 and a_2 are directly connected with the pion mass, as has already early been shown by Weinberg [1]. In the framework of ChPT, the scattering lengths can accurately be predicted to $a_0 m_{\pi^+} = 0.220 \pm 0.005$ and $a_2 m_{\pi^+} = -0.044 \pm 0.010$ [2]. Thus, precise measurements of the $\pi\pi$ scattering lengths are a crucial test of ChPT.

Previous measurements have traditionally been performed in the semileptonic decay $K^\pm \rightarrow \pi^+\pi^-e^\pm\nu(\bar{\nu})$ (K_{e4}). An early measurement by the Geneva-Saclay experiment analyzed 30000 events [3]. More recently, the BNL experiment E865 has measured $(a_0 - a_2)m_{\pi^+} = 0.258 \pm 0.013$ from about 400000

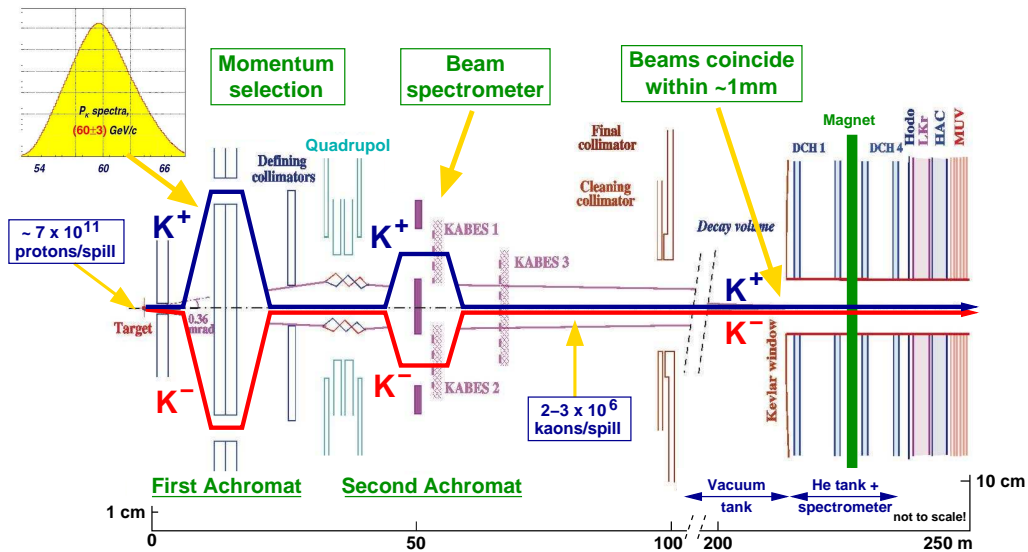


Figure 1: Set-up of the NA48/2 experiment.

K_{e4} events [4]. Another recent determination of the scattering lengths has been carried out by the DIRAC experiment at CERN from the lifetime of ponium atoms. They obtain $(a_0 - a_2)m_{\pi^+} = 0.264^{+0.020}_{-0.011}$ from an analysis of a part of their data [5].

Here, new measurements of the NA48/2 Collaboration are reported. In $K^\pm \rightarrow \pi^\pm \pi^0 \pi^0$ decays, a Wigner-cusp from $\pi\pi$ rescattering in the decay amplitude was discovered at $m(\pi^0 \pi^0) = 2m_{\pi^+}$. This allows a very precise determination of a_0 and a_2 with a completely new method. In addition, the NA48/2 Collaboration has also determined a_0 and a_2 in K_{e4} decays, with a greatly improved precision with respect to previous measurements.

The NA48/2 experiment has been taking data in the years 2003 and 2004. From a 400 GeV/c proton beam, positive and negative kaons with a momentum bite of $p_K = (60 \pm 3)$ GeV/c were simultaneously selected by a system of achromats (see Fig. 1). A detailed detector description can be found in [6]. The main aim of the experiment was the search for direct CP violation in decays of charged kaons into three pions. The trigger therefore was designed to efficiently select events with three charged tracks as well as $K^\pm \rightarrow \pi^\pm \pi^0 \pi^0$ events. In total, about 2×10^9 three-track events and about 90×10^6 $K^\pm \rightarrow \pi^\pm \pi^0 \pi^0$ events were recorded in the two years of data-taking.

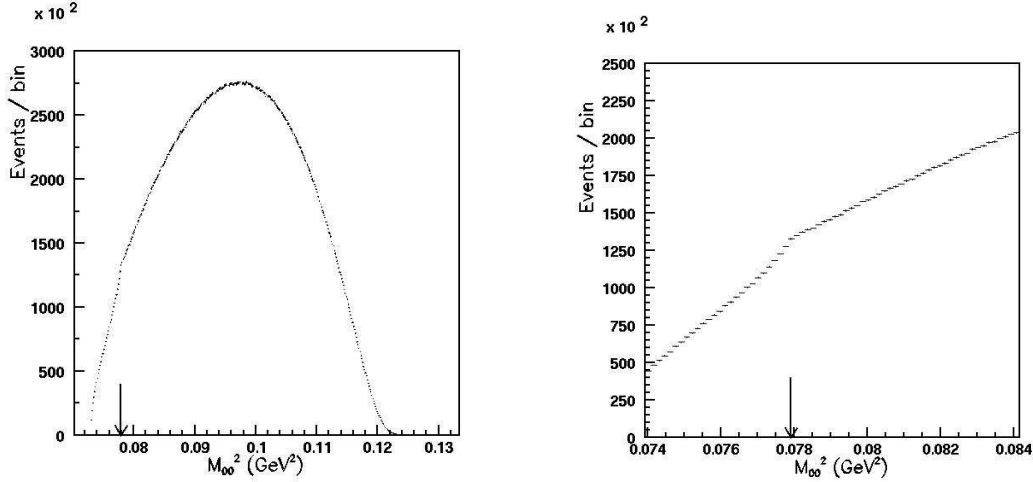


Figure 2: Distribution of $m_{\pi^0\pi^0}^2$ of the NA48/2 $K^\pm \rightarrow \pi^\pm\pi^0\pi^0$ data. Left: Full kinematic region. Right: Zoom into the cusp region. The arrow marks the $(2m_{\pi^+})^2$ threshold.

2 Wigner-Cusp and $\pi\pi$ Rescattering in $K^\pm \rightarrow \pi^\pm\pi^0\pi^0$ Decays

With the unprecedented statistics collected in the channel $K^\pm \rightarrow \pi^\pm\pi^0\pi^0$, it was possible for NA48/2 to precisely measure the distribution of the $\pi^0\pi^0$ invariant mass. The original aim of this analysis was the search for the decay $K^\pm \rightarrow \pi^\pm(\pi^+\pi^-)_{\text{atom}}$ with the subsequent decay of the pionium atom $(\pi^+\pi^-)_{\text{atom}}$ into $\pi^0\pi^0$. It came as a surprise, that the $\pi^0\pi^0$ invariant mass distribution exhibited a distinct and clearly visible cusp at the $\pi^+\pi^-$ mass threshold (see Figure 2).

After its discovery, the effect was explained by N. Cabibbo [7] as Wigner cusp, arising from $\pi^+\pi^- \rightarrow \pi^0\pi^0$ rescattering from the decay $K^\pm \rightarrow \pi^\pm\pi^+\pi^-$ ¹. As consequence, a rescattering amplitude \mathcal{M}_1 from $K^\pm \rightarrow \pi^\pm\pi^+\pi^-$ has to be added to the unperturbed $K^\pm \rightarrow \pi^\pm\pi^0\pi^0$ amplitude \mathcal{M}_0 . Below the cusp point $m_{\pi^0\pi^0} = 2m_{\pi^+}$, \mathcal{M}_1 is real and negative, thus explaining the observed deficit of events. Above the cusp, \mathcal{M}_1 turns imaginary. In this region, the effect on $m_{\pi^0\pi^0}$ is much smaller and less visible. The rescattering amplitude \mathcal{M}_1 is proportional to $(a_0 - a_2)m_{\pi^+}$, the effect therefore allows the extraction of the $\pi\pi$ scattering lengths.

¹Independently, the effect had already been predicted in $\pi\pi$ scattering much earlier by U.-G. Meißner and collaborators [8]

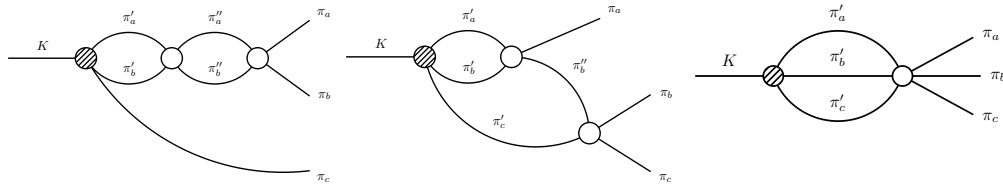


Figure 3: Diagrams of two-loop $\mathcal{O}(a_i^2)$ corrections (from ref. [9]).

Second order calculations were performed by Cabibbo and Isidori [9]. These include two-loop level $\mathcal{O}(a_i^2)$ corrections (Fig. 3), which allow the separate determination of the scattering length a_2 . Also other rescattering processes as $\pi^0\pi^0 \rightarrow \pi^0\pi^0$, $\pi^+\pi^0 \rightarrow \pi^+\pi^0$, etc. are considered, and all $K \rightarrow 3\pi$ decays as e.g. $K_L \rightarrow \pi^0\pi^0\pi^0$ are covered. From this, the theoretical error on the extraction of $a_0 - a_2$ is about 5%. To reach a higher level of precision, $\mathcal{O}(a_i^3)$ and radiative corrections have to be taken into account.

Using the Cabibbo-Isidori model, the NA48/2 collaboration has performed a fit to the $m_{\pi^0\pi^0}^2$ distribution seen in $K^\pm \rightarrow \pi^\pm\pi^0\pi^0$ [10], following a previous analysis on a fraction of the data [11]. Free fit parameters were the scattering lengths $a_0 - a_2$, a_2 , the linear and quadratic slopes g and h of the Dalitz plot u distribution, and the normalisation. The region around the cusp point at $m_{\pi^0\pi^0}^2 = (2m_{\pi^+})^2$ was excluded from the fit to avoid an influence of possible pionium formation. The result of the fit is

$$\begin{aligned} (a_0 - a_2) m_{\pi^+} &= 0.261 \pm 0.006_{\text{stat}} \pm 0.003_{\text{syst}} \pm 0.001_{\text{ext}} \pm 0.013_{\text{theory}} \\ a_2 m_{\pi^+} &= -0.037 \pm 0.013_{\text{stat}} \pm 0.009_{\text{syst}} \pm 0.002_{\text{ext}}. \end{aligned} \quad (1)$$

The result is still preliminary. The residuals of the fit are shown in Fig. 4. When the correlation of $\rho = -0.92$ between both values are taken into account, the result on the scattering length a_0 is

$$a_0 m_{\pi^+} = 0.224 \pm 0.008_{\text{stat}} \pm 0.006_{\text{syst}} \pm 0.003_{\text{ext}} \pm 0.013_{\text{theory}}. \quad (2)$$

The main contributions to the systematic uncertainty come from the shower simulation in the calorimeter, the trigger efficiency, and the dependence of the Dalitz plot v parameter. The external error comprises the ratio between the $K^+ \rightarrow \pi^+\pi^+\pi^-$ and $K^+ \rightarrow \pi^+\pi^0\pi^0$ decay widths [12]. The theoretical uncertainty is due to the neglected $\mathcal{O}(a_i^3)$ and radiative corrections, as mentioned above.

Using analyticity and chiral symmetry, a_0 and a_2 are directly related with each other [13]. With this constraint, the experimental error is reduced sig-

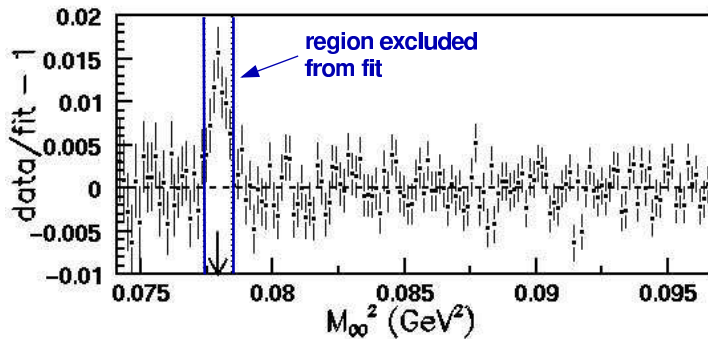


Figure 4: Pulls of the fit to the $m_{\pi^0\pi^0}^2$ distribution. The region between the vertical lines was excluded from the fit.

nificantly and the NA48/2 result becomes $(a_0 - a_2) m_{\pi^+} = 0.263 \pm 0.003_{\text{stat}} \pm 0.001_{\text{syst}} \pm 0.001_{\text{ext}} \pm 0.013_{\text{theory}}$.

When including the region around the cusp into the fit and allowing for an additional pionium component in the fit, NA48/2 observed an excess of $(1.8 \pm 0.2) \times 10^{-5}$ events per $K^\pm \rightarrow \pi^\pm \pi^+ \pi^-$ decay at the cusp point (see Fig. 4). This is a factor of 2.3 ± 0.3 larger than the predicted rate of 0.8×10^{-5} for pionium formation in $K^\pm \rightarrow \pi^\pm \pi^+ \pi^-$ [14]. However, it has recently pointed out [15], that electromagnetic corrections to final state interactions have to be taken into account, which might explain the observed excess over the prediction.

3 Rescattering in $K_L \rightarrow \pi^0 \pi^0 \pi^0$ decays

In $K_L \rightarrow \pi^0 \pi^0 \pi^0$ events, a similar cusp at $m_{\pi^0\pi^0} = 2 m_{\pi^+}$ is expected. By computing the matrix elements for $K^+/K_L \rightarrow 3\pi$ at the cusp point from the measured partial widths and Dalitz plot slopes [12], the visibility is expected to be about 13 times smaller in $K_L \rightarrow \pi^0 \pi^0 \pi^0$ compared to $K^\pm \rightarrow \pi^\pm \pi^0 \pi^0$.

The NA48 collaboration has analyzed about 88 million $K_L \rightarrow \pi^0 \pi^0 \pi^0$ events, recorded in a special data-taking period in 2000 with no material in front of the electro-magnetic calorimeter. The data are practically background-free. The distribution of squared $\pi^0 \pi^0$ invariant mass is shown in Fig. 5 (left). It should be noted, that in the region of low invariant mass around the $\pi^+ \pi^-$ threshold the plot contains at maximum one entry per event, and therefore no double-counting occurs. When dividing the data with events from a Monte Carlo simulation without $\pi\pi$ rescattering, clear evidence for a change of slope near the cusp point is observed (Fig. 5 (right)).

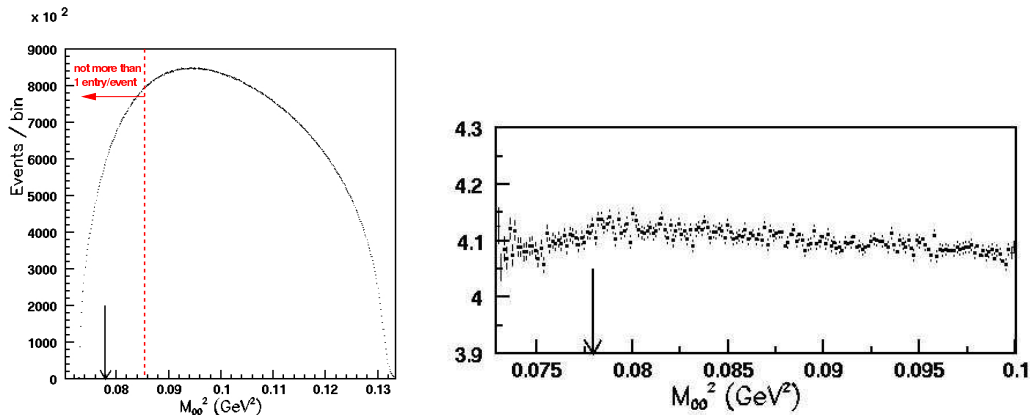


Figure 5: Distribution of $m_{\pi^0\pi^0}^2$ of the NA48 $K_L \rightarrow \pi^0\pi^0\pi^0$ data. Left: Full region. Right: Data divided by Monte Carlo simulated events without rescattering (arbitrary normalisation). The arrow marks the $(2m_{\pi^+})^2$ threshold.

4 Rescattering in $K^\pm \rightarrow \pi^\pm\pi^+\pi^-$ decays

Effects from $\pi\pi$ rescattering should also occur in decays to charged pions as in $K^\pm \rightarrow \pi^\pm\pi^+\pi^-$. In this case, $\pi^+\pi^- \rightarrow \pi^+\pi^-$ and $\pi^\pm\pi^\pm \rightarrow \pi^\pm\pi^\pm$ contribute. Here no cusp is possible, but the Dalitz plot distribution is modified. The $K \rightarrow 3\pi$ matrix element, as a function of the Dalitz plot variables $u = (s_3 - s_0)/m_{\pi^+}^2$ and $v = (s_1 - s_2)/m_{\pi^+}^2$, is given by [12]

$$|\mathcal{M}|^2 = 1 + gu + hu^2 + kv^2 + \dots, \quad (3)$$

with the slope parameters g , h , and k .

NA48/2 has performed a combined fit to their $K^\pm \rightarrow \pi^\pm\pi^0\pi^0$ and $K^\pm \rightarrow \pi^\pm\pi^+\pi^-$ data, using the non-relativistic effective field theory of the Bern-Bonn group [16]. Free parameters in the fit were the normalisations, $a_0 - a_2$, and the slope parameters g , h , and k of $K^\pm \rightarrow \pi^\pm\pi^+\pi^-$ and g_0 and h_0 of $K^\pm \rightarrow \pi^\pm\pi^0\pi^0$. The fit had a nearly perfect χ^2 of 757.1/757 d.o.f. and resulted in significantly shifted values of the slope parameters g , h , and k with respect to a fit with no rescattering taken into account. However, in the latter fit the χ^2 value was equally well (516.9/517). This means, that on the one hand $\pi\pi$ rescattering has a significant impact on the values of the Dalitz plot slopes. On the other hand, there is practically no possibility to extract the scattering lengths from the $K^\pm \rightarrow \pi^\pm\pi^+\pi^-$ Dalitz plot slopes alone.

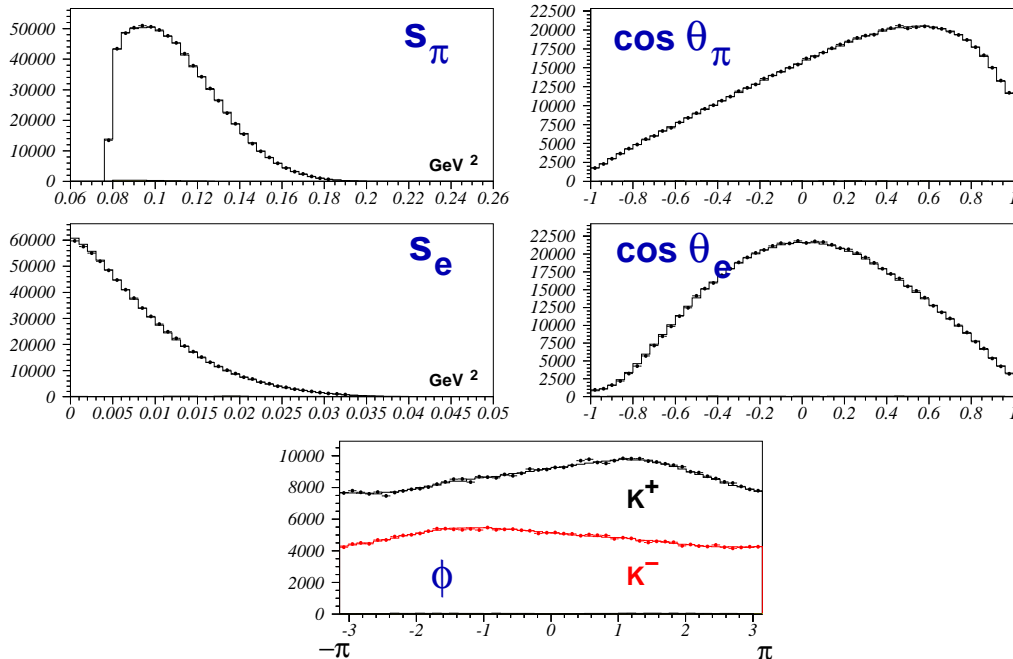


Figure 6: Distributions of the five Cabibbo-Maksymowicz variables in the NA48/2 2003 K_{e4} data.

5 Measurement of $\pi\pi$ Scattering Lengths in K_{e4} Decays

An independent and complementary method for the determination of $\pi\pi$ scattering lengths is the analysis of $K^\pm \rightarrow \pi^+\pi^-e^\pm\nu(\bar{\nu})$ (K_{e4}) decays. The K_{e4} decay is a rare decay with a branching fraction of about 4×10^{-5} [12]. Its amplitude depends on the two complex phases δ_0 and δ_1 , which are the S and P wave $\pi\pi$ scattering phase shifts for isospin $I = 0$. In K_{e4} decays, their difference $\delta = \delta_0 - \delta_1$ can be measured as a function of $m_{\pi\pi}$.

In the 2003 data-taking period, the NA48/2 collaboration has collected 677510 K_{e4} decays with very small background contamination of only about 0.5% [17]. An analysis was carried out in the five independent Cabibbo-Maksymowicz variables: these are the squared invariant dipion and dilepton masses s_π and s_e , the angles θ_π and θ_e of π^+ and e^+ with respect to the $\pi\pi$ and $e\nu$ directions in the $\pi\pi$ and $e\nu$ rest frames, respectively, and the angle ϕ between the $\pi\pi$ and $e\nu$ decay planes. The distributions of these variables are shown in Fig. 6.

NA48/2 has performed a combined fit to the decay form factors and

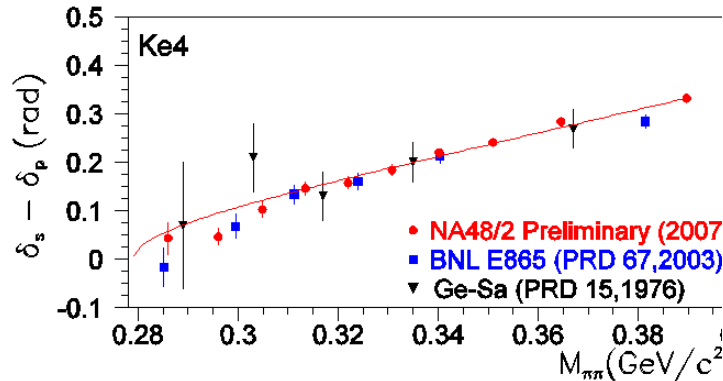


Figure 7: Measurements of the phase difference $\delta_s - \delta_p$ as function of $m_{\pi\pi}$ in K_{e4} decays. The line shows the best fit to a_0 and a_2 of NA48/2.

the phase shift difference δ as a function of $m_{\pi\pi}$. The results are shown in Fig. 7 together with the earlier measurements of the Geneva-Saclay [3] and BNL E865 [4] experiments. The results are in good agreement with each other (except perhaps the highest data point of E865). From the phase shift measurements, the $\pi\pi$ scattering lengths can be extracted. Using dispersion relations (Roy equations) and data above 800 MeV, a_2 is related to a_0 (the so-called Universal Band). From a one-parameter fit, NA48/2 obtained

$$a_0 m_{\pi^+} = 0.256 \pm 0.006_{\text{stat}} \pm 0.002_{\text{syst}} \begin{matrix} +0.018 \\ -0.017_{\text{theo}} \end{matrix}, \quad (4)$$

where the theoretical error corresponds to the width of the universal band, which is given by the experimental uncertainties of the measurements above 800 MeV. This result implies $a_2 m_{\pi^+} = -0.031 \pm 0.001_{\text{exp}} \pm \begin{matrix} +0.013 \\ -0.012_{\text{theo}} \end{matrix}$. When both a_0 and a_2 are left free in the fit, the results are

$$\begin{aligned} a_0 m_{\pi^+} &= 0.233 \pm 0.016_{\text{stat}} \pm 0.007_{\text{syst}}, \\ a_2 m_{\pi^+} &= -0.047 \pm 0.011_{\text{stat}} \pm 0.004_{\text{syst}}. \end{aligned} \quad (5)$$

It has recently been realized, that effects from isospin symmetry breaking ($m_d \neq m_u$) are not negligible and do have a significant impact on the value of the phase shift difference δ . A preliminary ChPT calculation gives a shift of δ between 12 and 15 mrad for $m_{\pi\pi} > 300 \text{ MeV}/c^2$ [18]. Taking into account these corrections, the value of a_0 shifts by ~ -0.02 . Note, that these corrections also have to be applied on the data of the previous K_{e4} measurements.

6 Conclusions

In the past year, there has been significant progress in the extraction of $\pi\pi$ scattering lengths from kaon decays. The NA48/2 experiment has discovered a Wigner-cusp in the $m_{\pi^0\pi^0}$ distribution of $K^\pm \rightarrow \pi^\pm\pi^0\pi^0$ decays, arising from $\pi\pi$ rescattering in this channel and thus allowing the precise extraction of the scattering lengths a_0 and a_2 . At the moment, the uncertainty is dominated by the neglect of radiative corrections and higher order terms. Given the on-going theoretical work, this is expected to improve in the near future. In addition, evidence for $\pi\pi$ rescattering in $K_L \rightarrow \pi^0\pi^0\pi^0$ events from $K_L \rightarrow \pi^+\pi^-\pi^0$ has been found, using NA48 data from a K_L run period. The more traditional method for determination of a_0 and a_2 is the angular analysis of K_{e4} decays, where the NA48/2 collaboration has presented a new analysis with much larger precision than previous experiments.

The constraints on a_0 and a_2 from the NA48/2 measurements, together with the recent $a_0 - a_2$ determination from pionium lifetime by DIRAC [5], are shown in Fig. 8. When taking into account the corrections for isospin symmetry breaking in K_{e4} , there is very good agreement within the results and with the ChPT prediction. Further improvements are expected in the near future from the analysis of the complete NA48/2 K_{e4} and DIRAC data sets, as well as from a better theoretical understanding on the extraction of scattering lengths from $K^\pm \rightarrow \pi^\pm\pi^0\pi^0$ and K_{e4} .

References

- [1] S. Weinberg, *Phys. Rev. Lett.* **17**, 619 (1977).
- [2] G. Colangelo, J. Gasser, H. Leutwyler, *Nucl. Phys. B* **603**, 125 (2001).
- [3] L. Rosselet *et al.* [Geneva-Saclay Collab.], *Phys. Rev. D* **15**, 574 (1977).
- [4] S. Pislak *et al.* [E865 Collab.], *Phys. Rev. Lett.* **87**, 221801 (2001); *Phys. Rev. D* **67**, 072004 (2003).
- [5] B. Adeva *et al.* [DIRAC Collab.], *Phys. Lett. B* **619**, 50 (2005).
- [6] V. Fanti *et al.* [NA48 Collab.] *Nucl. Instrum. Methods A* **574**, 433 (2007).
- [7] N. Cabibbo, *Phys. Rev. Lett.* **93**, 12181 (2004).
- [8] U.-G. Meißner, G. Müller, S. Steininger, *Phys. Lett. B* **406**, 154 (1997); Erratum *ibid.* **407**, 454 (1997).

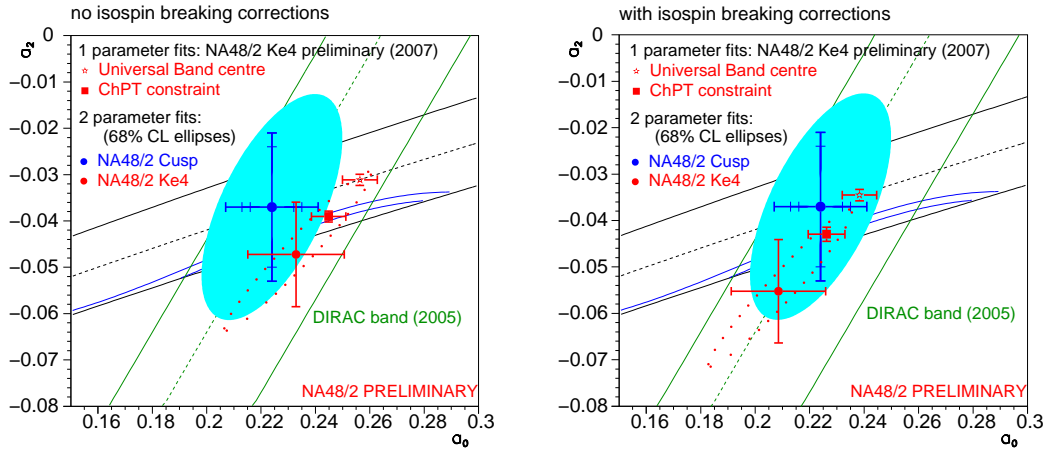


Figure 8: Comparison of results on the scattering lengths a_0 and a_2 from the NA48/2 and DIRAC experiments without (left) and with (right) isospin breaking corrections applied to K_{e4} . Shown are also the universal band (black band), predicted using the Roy equations and higher energy data, and the ChPT prediction (narrow blue band).

- [9] N. Cabibbo, G. Isidori, *JHEP* **0503**, 021 (2005).
- [10] E. Goudzovski, to appear in *Proc. KAON07 Conference*, Frascati, May 2007 (hep-ph/0706.4059).
- [11] J.R. Batley *et al.* [NA48/2 Collab.], *Phys. Lett. B* **633**, 173 (2006).
- [12] W.-M. Yao *et al.* [Particle Data Group], *J. Phys. G* **33**, 1 (2006).
- [13] G. Colangelo, J. Gasser, H. Leutwyler, *Phys. Rev. Lett.* **86**, 5008 (2001).
- [14] Z.K. Silagadze, *JETP Lett.* **60**, 689 (1994).
- [15] S.R. Gevorkian, A.V. Tarasov, O.O. Voskresenskaya, *Phys. Lett. B* **649**, 159 (2007).
- [16] G. Colangelo, J. Gasser, B. Kubis, A. Rusetsky, *Phys. Lett. B* **638**, 187 (2006).
- [17] J.R. Batley *et al.* [NA48/2 Collab.], CERN-PH-EP/2007-035, submitted to *Eur. Phys. J. C*.
- [18] J. Gasser, to appear in *Proc. KAON07 Conference*, Frascati, May 2007 (hep-ph/0710.3048); to appear in *Proc. MENU 2007 Conference*, Jülich, September 2007.