

MEASUREMENTS OF K_{e4} AND $K^\pm \rightarrow \pi^0 \pi^0 \pi^\pm$ DECAYS

L. MASETTI FOR THE NA48/2 COLLABORATION

Institut für Physik, Johannes Gutenberg-Universität, 55099 Mainz, Germany

E-mail: lucia.masetti@cern.ch

The NA48/2 experiment at the CERN SPS collected in 2003 and 2004 large samples of the decays $K^\pm \rightarrow \pi^+ \pi^- e^\pm \nu_e$ (K_{e4}^{+-}), $K^\pm \rightarrow \pi^0 \pi^0 e^\pm \nu_e$ (K_{e4}^{00}) and $K^\pm \rightarrow \pi^0 \pi^0 \pi^\pm$. From the K_{e4}^{+-} form factors and from the cusp in the M_{00}^2 distribution of the $K^\pm \rightarrow \pi^0 \pi^0 \pi^\pm$ events, the $\pi\pi$ scattering lengths a_0^+ and a_0^0 could be extracted. This measurement is a fundamental test of Chiral Perturbation Theory (χPT). The branching fraction and form factors of the K_{e4}^{00} decay were precisely measured, using a much larger data sample than in previous experiments.

1. Introduction

The single-flavour quark condensate $\langle 0 | \bar{q}q | 0 \rangle$ is a fundamental parameter of χPT , determining the relative size of mass and momentum terms in the expansion. Since it can not be predicted theoretically, its value must be determined experimentally, e.g. by measuring the $\pi\pi$ scattering lengths, whose values are predicted very precisely within the framework of χPT , assuming a big quark condensate¹, or of generalised χPT , where the quark condensate is a free parameter².

The K_{e4}^{+-} decay is a very clean environment for the measurement of $\pi\pi$ scattering lengths, since the two pions are the only hadrons and they are produced close to threshold. The only theoretical uncertainty enters through the constraint³ between the scattering lengths a_0^+ and a_0^0 . In the $K^\pm \rightarrow \pi^0 \pi^0 \pi^\pm$ decay a cusp-like structure can be observed at $M_{00}^2 = 4m_{\pi^+}^2$, due to re-scattering from $K^\pm \rightarrow \pi^+ \pi^- \pi^\pm$. The scattering lengths can be extracted from a fit of the M_{00}^2 distribution around the discontinuity.

2. Experimental setup

Simultaneous K^+ and K^- beams were produced by 400 GeV energy protons from the CERN SPS, impinging on a beryllium target. The kaons were deflected in a front-end

achromat in order to select the momentum band of (60 ± 3) GeV/ c and focused at the beginning of the detector, about 200 m downstream. For the measurements presented here, the most important detector components are the magnet spectrometer, consisting of two drift chambers before and two after a dipole magnet and the quasi-homogeneous liquid krypton electromagnetic calorimeter. The momentum of the charged particles and the energy of the photons are measured with a relative uncertainty of 1% at 20 GeV. A detailed description of the NA48/2 detector can be found in Ref. 4.

3. $K^\pm \rightarrow \pi^+ \pi^- e^\pm \nu_e$

Analysing part of the 2003 data, 3.7×10^5 K_{e4}^{+-} events were selected with a background contamination of 0.5%. The background level was estimated from data, using the so-called “wrong sign” events, i.e. with the signature $\pi^\pm \pi^\pm e^\mp \nu_e$, that, at the present statistical level, can only be background, since the corresponding kaon decay violates the $\Delta S = \Delta Q$ rule and is therefore strongly suppressed⁵. The main background contributions are due to $K^\pm \rightarrow \pi^+ \pi^- \pi^\pm$ events with $\pi \rightarrow e\nu$ or a pion mis-identified as an electron. The background estimate from data was cross-checked using Monte Carlo simulation (MC).

3.1. Form factors

The form factors of the K_{e4}^{+-} decay are parametrised as a function of five kinematic variables⁶ (see Fig. 1): the invariant masses $M_{\pi\pi}$ and $M_{e\nu}$ and the angles θ_π , θ_e and ϕ . The matrix element

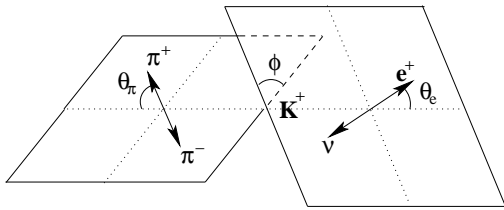


Fig. 1. Topology of the K_{e4} decay.

$$T = \frac{G_F}{\sqrt{2}} V_{us}^* \bar{u}(p_\nu) \gamma_\mu (1 - \gamma_5) v(p_e) (V^\mu - A^\mu)$$

contains a hadronic part, that can be described using two axial (F and G) and one vector (H) form factors⁷. After expanding them into partial waves and into a Taylor series in $q^2 = M_{\pi\pi}^2/4m_{\pi^+}^2 - 1$, the following parametrisation was used to determine the form factors from the experimental data^{8,9}:

$$\begin{aligned} F &= (f_s + f'_s q^2 + f''_s q^4) e^{i\delta_0^0(q^2)} \\ &\quad + f_p \cos \theta_\pi e^{i\delta_1^1(q^2)} \\ G &= (g_p + g'_p q^2) e^{i\delta_1^1(q^2)} \\ H &= h_p e^{i\delta_1^1(q^2)}. \end{aligned}$$

In a first step, ten independent five-parameter fits were performed for each bin in $M_{\pi\pi}$, comparing data and MC in four-dimensional histograms in $M_{e\nu}$, $\cos \theta_\pi$, $\cos \theta_e$ and ϕ , with 1500 equal population bins each. The second step consisted in a fit of the distributions in $M_{\pi\pi}$ (see Figs. 3,2), to extract the (constant) form factor parameters. The $\delta = \delta_0^0 - \delta_1^1$ distribution was fitted with a one-parameter function given by the numerical solution of the Roy equations³, in order to determine a_0^0 , while a_2^0 was constrained to lie on the centre of the universal band. The

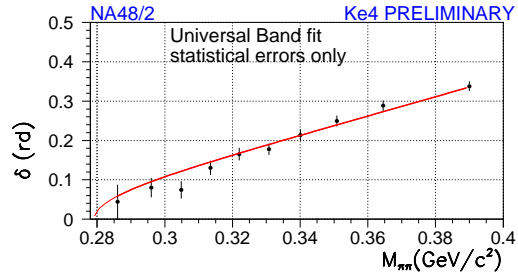


Fig. 2. $\delta = \delta_0^0 - \delta_1^1$ distribution as a function of $M_{\pi\pi}$. The points represent the results of the first-step fits, the line is fitted in the second step.

following preliminary result was obtained:

$$\begin{aligned} f'_s/f_s &= 0.169 \pm 0.009_{stat} \pm 0.034_{syst} \\ f''_s/f_s &= -0.091 \pm 0.009_{stat} \pm 0.031_{syst} \\ f_p/f_s &= -0.047 \pm 0.006_{stat} \pm 0.008_{syst} \\ g_p/f_s &= 0.891 \pm 0.019_{stat} \pm 0.020_{syst} \\ g'_p/f_s &= 0.111 \pm 0.031_{stat} \pm 0.032_{syst} \\ h_p/f_s &= -0.411 \pm 0.027_{stat} \pm 0.038_{syst} \\ a_0^0 &= 0.256 \pm 0.008_{stat} \pm 0.007_{syst} \\ &\quad \pm 0.018_{theor}, \end{aligned}$$

where the systematic uncertainty was determined by comparing two independent analyses and taking into account the effect of reconstruction method, acceptance, fit method, uncertainty on background estimate, electron-ID efficiency, radiative corrections and bias due to the neglected $M_{e\nu}$ dependence. The form factors are measured relative to f_s , which is related to the decay rate. The obtained value for a_0^0 is compatible with the χPT prediction $a_0^0 = 0.220 \pm 0.005$ ¹⁰ and with previous measurements^{11,12}.

4. $K^\pm \rightarrow \pi^0 \pi^0 e^\pm \nu_e$

About 10,000 K_{e4}^{00} events were selected from the 2003 data and about 30,000 from the 2004 data with a background contamination of 3% and 2%, respectively. The background level was estimated from data by reversing some of the selection criteria and was found to be mainly due to $K^\pm \rightarrow \pi^0 \pi^0 \pi^\pm$ events with a pion mis-identified as an electron (see

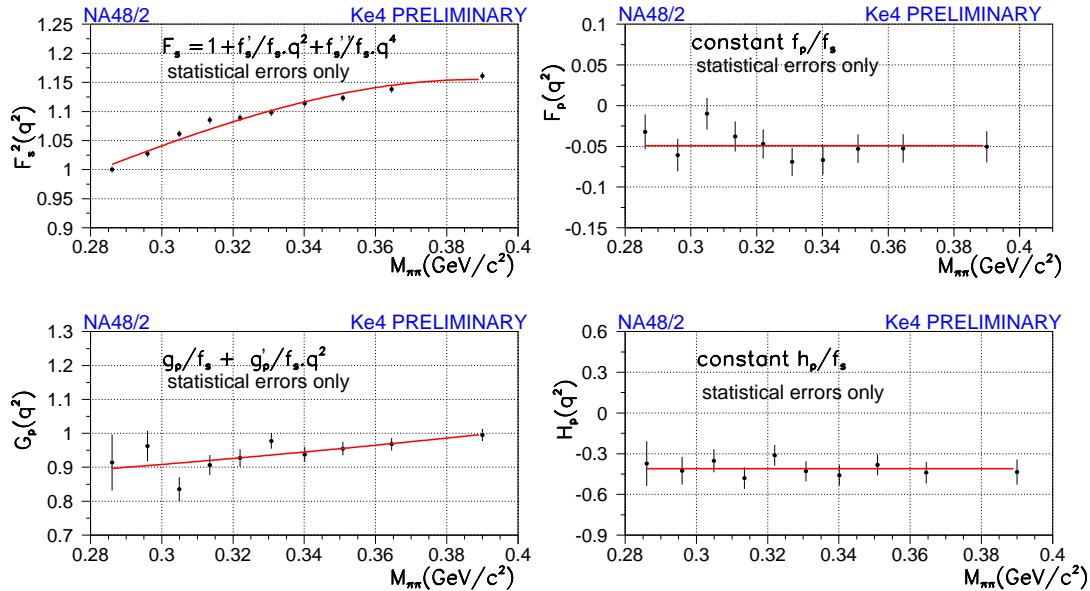


Fig. 3. F , G and H dependence on $M_{\pi\pi}$. The points represent the results of the first-step fits, the lines are fitted in the second step.

Fig. 4). The branching fraction was mea-

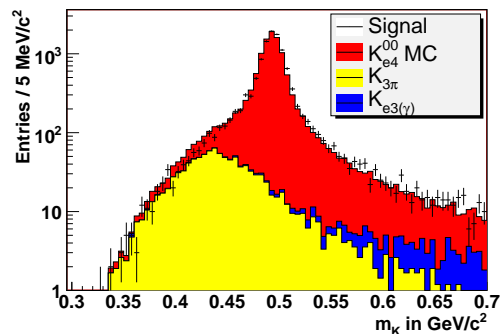


Fig. 4. Invariant mass distribution in logarithmic scale of the K_{e4}^{00} events selected from the 2003 data (crosses) compared to the signal MC (red) plus physical (yellow) and accidental (blue) background.

sured, as a preliminary result from the 2003 data only, normalised to $K^{\pm} \rightarrow \pi^0 \pi^0 \pi^{\pm}$:

$$BR(K_{e4}^{00}) = (2.587 \pm 0.026_{stat} \pm 0.019_{syst} \pm 0.029_{ext}) \times 10^{-5},$$

where the systematic uncertainty takes into account the effect of acceptance, trigger efficiency and energy measurement of the calorimeter, while the external uncertainty is

due to the uncertainty on the $K^{\pm} \rightarrow \pi^0 \pi^0 \pi^{\pm}$ branching fraction. This result is about eight times more precise than the best previous measurement¹³.

For the form factors the same formalism is used as in K_{e4}^{+-} , but, due to the symmetry of the $\pi^0 \pi^0$ system, the P -wave is missing and only two parameters are left: f'_s/f_s and f''_s/f_s . Using the full data sample, the following preliminary result was obtained:

$$f'_s/f_s = 0.129 \pm 0.036_{stat} \pm 0.020_{syst}$$

$$f''_s/f_s = -0.040 \pm 0.034_{stat} \pm 0.020_{syst},$$

which is compatible with the K_{e4}^{+-} result.

5. $K^{\pm} \rightarrow \pi^0 \pi^0 \pi^{\pm}$

From 2003 data, about 23 million $K^{\pm} \rightarrow \pi^0 \pi^0 \pi^{\pm}$ events were selected, with negligible background. The squared invariant mass of the $\pi^0 \pi^0$ system (M_{00}^2) was computed imposing the mean vertex of the π^0 s, in order to improve its resolution close to threshold. At $M_{00}^2 = 4m_{\pi^+}^2$, the distribution shows evidence for a cusp-like structure (see Fig. 5)

due to $\pi\pi$ re-scattering. Fitting the distri-

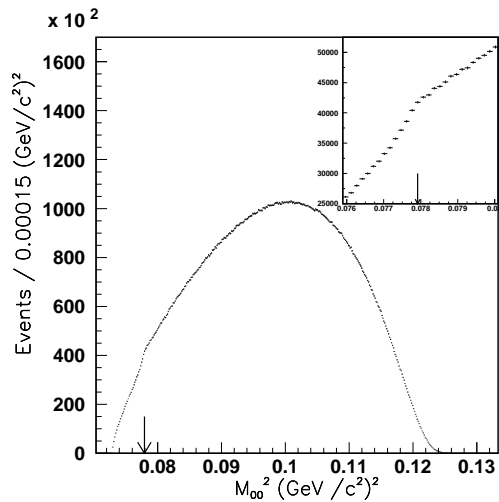


Fig. 5. M_{00}^2 of the selection $K^\pm \rightarrow \pi^0\pi^0\pi^\pm$ data events. The arrow indicates the position of the cusp.

bution with the theoretical model presented in Ref. 14 and using the unperturbed matrix element

$$M_0 = A_0(1 + \frac{1}{2}g_0u + \frac{1}{2}h'u^2 + \frac{1}{2}k'v^2),$$

the following result was obtained¹⁵, assuming $k' = 0$ ¹⁶:

$$\begin{aligned} g_0 &= 0.645 \pm 0.004_{stat} \pm 0.009_{syst} \\ h' &= -0.047 \pm 0.012_{stat} \pm 0.011_{syst} \\ a_2 &= -0.041 \pm 0.022_{stat} \pm 0.014_{syst} \\ a_0 - a_2 &= 0.268 \pm 0.010_{stat} \pm 0.004_{syst} \\ &\quad \pm 0.013_{theor}, \end{aligned}$$

where the $a_0 - a_2$ measurement is dominated by the uncertainty on the theoretical model.

In a further analysis, evidence was found for a non-zero value of k' (see Fig. 6):

$$k' = 0.0097 \pm 0.0003_{stat} \pm 0.0008_{syst},$$

where the systematic uncertainty takes into account the effect of acceptance and trigger efficiency.

References

1. G. Colangelo *AIP Conf. Proc.* **756**, 60 (2005).

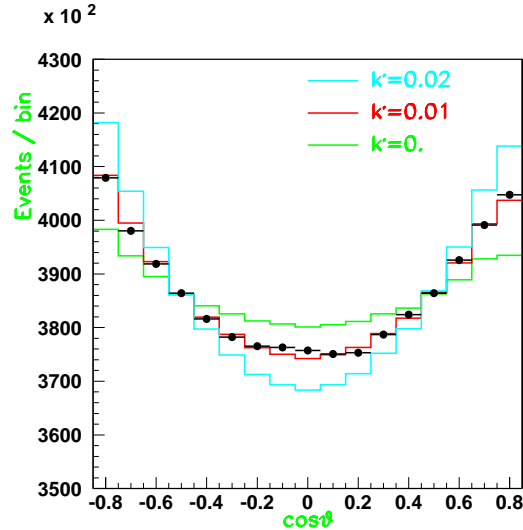


Fig. 6. Angle between the π^\pm and the π^0 in the $\pi^0\pi^0$ centre of mass system. The points represent the data, the three curves, the MC distribution for different values of k'

2. M. Knecht *et al. Nucl. Phys. B* **457**, 513 (1995).
3. B. Ananthanarayan *et al. Phys. Rept.* **353**, 207 (2001).
4. J. R. Batley *et al. Phys. Lett. B* **634**, 474 (2006).
5. P. Bloch *et al. Phys. Lett. B* **60**, 393 (1976).
6. N. Cabibbo and A. Maksymowicz *Phys. Rev.* **137**, B438 (1965); *Ibid.* **168**, 1926 (1968).
7. J. Bijnens *et al. 2nd DAΦNE Physics Handbook*, 315 (1995).
8. A. Pais and S. B. Treiman *Phys. Rev.* **168**, 1858 (1968).
9. G. Amoros and J. Bijnens *J. Phys. G* **25**, 1607 (1999).
10. G. Colangelo *et al. Nucl. Phys. B* **603**, 125 (2001).
11. L. Rosselet *et al. Phys. Rev. D* **15**, 574 (1977).
12. S. Pislak *et al. Phys. Rev. D* **67**, 072004 (2003).
13. S. Shimizu *et al. Phys. Rev. D* **70**, 037101 (2004).
14. N. Cabibbo and G. Isidori *JHEP* **0503**, 021 (2005).
15. J. R. Batley *et al. Phys. Lett. B* **633**, 173 (2006).
16. S. Eidelman *et al. Phys. Lett. B* **592**, 1 (2004).